



SUPERLIFE
a Member of the NZX Group

SUPERLIFE

KIWISAVER SCHEME

ANNUAL DISCLOSURE

STATEMENTS

31 March 2015

Annual Disclosure Statement for 1 April 2014 to 31 March 2015

SuperLife

Cash Fund

What is the purpose of this statement?

This statement provides key information about the SuperLife Cash Fund. It tells you how the fund has performed and what fees it charged, and will help you to compare it with other funds. We prepared this statement in accordance with the KiwiSaver (Periodic Disclosure) Regulations 2013. This information is not audited and may be updated.

Description of the fund

The fund invests on a passive basis in NZ cash and cash-equivalent assets. Investment decisions take into account the interest rate outlook on a 6 to 12 month time frame and returns should be measured over a 1 to 2 year period.

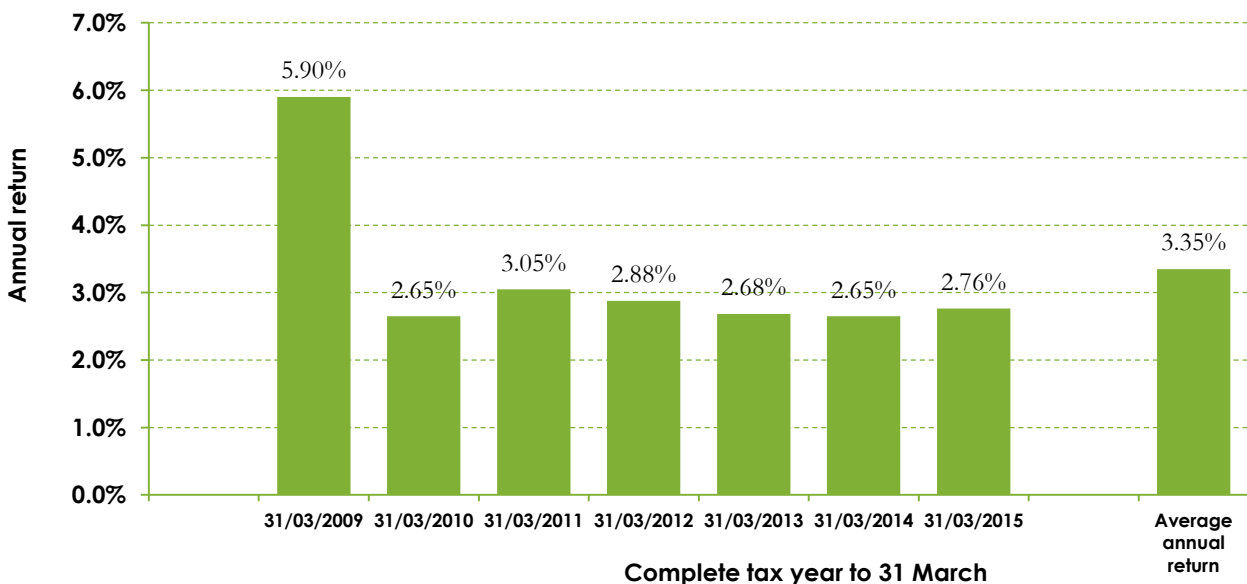
Total value of the fund:	\$30,241,177
Number of members in the fund:	9,781
Date the fund started:	2 October 2007

How has the fund performed?

	Past five years	Past year
Annual return: (after deductions for fund fees and tax ¹)	2.80%	2.76%

How has the fund performed in the past?

This shows the return after fund fees and taxes for each tax year since the fund started and the **average annual return**⁴ since the fund started. It's important to note that this does not tell you how the fund will perform in the future.



SuperLife: Cash Fund

What fees were members charged?

The returns above are after deductions for **fund fees**². Over the past year these were:

Total fund fees:	0.57% of members' investments
<i>Which are made up of:</i>	
Annual management fee:	0.51%
Performance-based fees:	0.00%
Other fees and costs:	0.06%

Members were also charged **membership fees**³ of \$33 over the year.

Members may also be charged fees for specific actions or decisions (e.g. transferring to another KiwiSaver scheme). See http://www.SuperLife.co.nz/documents/kiwisaver_fees.pdf for more information about these fees.


Example of how this applies to a member

Michael had \$10,000 in the fund at the start of the year and did not make any further contributions. At the end of the year, Michael received a return after fund fees and taxes were deducted of \$276.00 (that's 2.76% of his initial \$10,000). Michael also paid \$33.00 in membership fees. This gives Michael a total return of \$243.00 for the year.

What does the fund invest in?

Actual investment mix

This shows the types of assets that the fund invests in.



SuperLife: Cash Fund

Target investment mix

This shows the mix of assets that the fund generally intends to invest in.

Cash and cash equivalents	100.00%
New Zealand fixed interest	0.00%
International fixed interest	0.00%
Australasian equities	0.00%
International equities	0.00%
Listed property	0.00%
Unlisted property	0.00%
Other	0.00%

Top ten investments

	Name	Percentage of fund net assets	Type	Country	Credit rating (if applicable)
1	Southland Building Society 010515 4.62 TD (TZ15501G)	6.79%	Cash & cash equivalents	New Zealand	BBB
2	Kiwibank Limited 050916 FRN (KIW0916A)	4.12%	Cash & cash equivalents	New Zealand	A+
3	ASB Bank Limited 230317 FRN (ASB0317A)	3.73%	Cash & cash equivalents	New Zealand	AA-
4	Westpac Banking Corp Wellington 190216 4.24 TD (TZ16219B)	3.72%	Cash & cash equivalents	New Zealand	AA-
5	Inland Revenue Deposit 280415 RCD (IR15428A)	3.65%	Cash & cash equivalents	New Zealand	AA+
6	Rabobank Nederland New Zealand Branch 020516 FRN (RAB0516A)	3.37%	Cash & cash equivalents	New Zealand	A+
7	ANZ Bank New Zealand Ltd 181116 FRN (ANZ1116C)	3.36%	Cash & cash equivalents	New Zealand	AA-
8	ASB Bank Limited 060617 FRN (ASB0617B)	3.35%	Cash & cash equivalents	New Zealand	AA-
9	Bank Of New Zealand 151015 4.35 TD (TZ15015B)	3.34%	Cash & cash equivalents	New Zealand	AA-
10	Fonterra Co Operative Group Ltd 241017 FRN (FON1017A)	3.17%	Cash & cash equivalents	New Zealand	A

The top 10 investments make up 38.60% of the fund.

Key personnel

This shows the directors and employees who have the most influence on the investment decisions of the fund.

Name	Current position	Time in current position	Previous or other positions	Time in previous or other position
Michael Chamberlain	Director, Investments	17 years 0 months		
Owen Nash	Director, Investment Committee	14 years 0 months		
John O'Reilly	GM, Investment Operations	6 years 8 months		
Ryan Gillanders	Investment Analyst	6 years 9 months		
Anna Ong	Finance Accountant	4 years 4 months		

SuperLife: Cash Fund

Further information:

Electronic disclosure of this information

Most of the information contained in this statement, including some additional information, is available in a spreadsheet at www.superlife.co.nz/data_files/ADS/2015_Mar/Cash_data.xls.

Notes


- ¹ Returns in this statement are after tax at the highest prescribed investor rate (PIR) of tax for an individual New Zealand resident. Your tax rate may be lower.
- ² Fund fees are fees charged as a percentage of a member's interest in the fund (i.e. as a percentage of their KiwiSaver Account balance).
- ³ Membership fees are the fixed dollar charges for membership in the KiwiSaver scheme. It is deducted at \$2.75 a month from your KiwiSaver Account. If you invest in more than one fund of SuperLife, only one administration fee is deducted.
- ⁴ The average annual return is the average return since the start of the fund. It therefore includes the period prior to the completion of the first complete tax year. It is not the average of the bars shown in the graph.

Manager's certificate

On behalf of SuperLife Limited, as the manager of the KiwiSaver scheme known as SuperLife (KSS 10022), we state:

1. This disclosure statement has been prepared for the purposes of the KiwiSaver (Periodic Disclosure) Regulations 2013 ("**Regulations**");
2. To the best of our knowledge after making reasonable enquiry, all information required by the Regulations has been disclosed in accordance with these Regulations and the information presented is accurate;
3. This disclosure statement does not contain any statement that is likely to deceive or mislead with regard to any particular that would be material to an offer of an interest in SuperLife.


Michael Chamberlain, Director


Owen Nash, Director

1 May 2015
Date

Annual Disclosure Statement for 1 April 2014 to 31 March 2015 SuperLife

NZ Bonds Fund

What is the purpose of this statement?

This statement provides key information about the SuperLife NZ Bonds Fund. It tells you how the fund has performed and what fees it charged, and will help you to compare it with other funds. We prepared this statement in accordance with the KiwiSaver (Periodic Disclosure) Regulations 2013. This information is not audited and may be updated.

Description of the fund

The fund invests on a passive basis in NZ fixed interest assets, to capture the market return available from the NZ "investment-grade" bond market. Investment decisions take into account the interest rate outlook on a 1 to 3 year time frame and returns should be measured over a 3 to 5 year period.

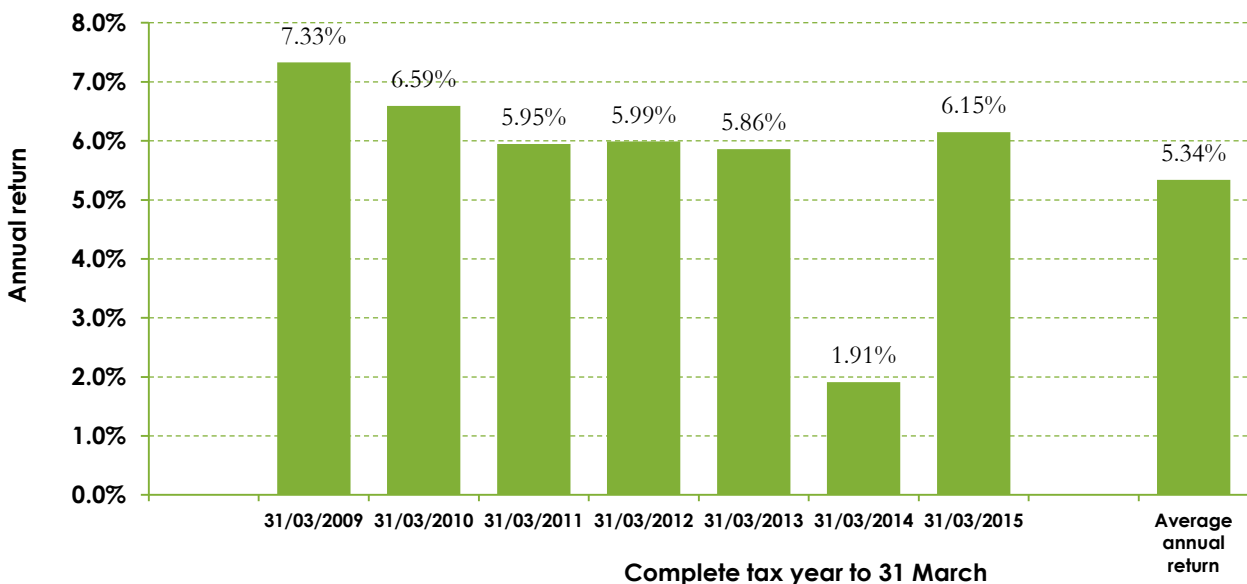
Total value of the fund:	\$25,411,368
Number of members in the fund:	4,590
Date the fund started:	2 October 2007

How has the fund performed?

	Past five years	Past year
Annual return: (after deductions for fund fees and tax ¹)	5.16%	6.15%

How has the fund performed in the past?

This shows the return after fund fees and taxes for each tax year since the fund started and the **average annual return**⁴ since the fund started. It's important to note that this does not tell you how the fund will perform in the future.



SuperLife: NZ Bonds Fund

What fees were members charged?

The returns above are after deductions for **fund fees**². Over the past year these were:

Total fund fees:	0.60% of members' investments
<i>Which are made up of:</i>	
Annual management fee:	0.54%
Performance-based fees:	0.00%
Other fees and costs:	0.06%

Members were also charged **membership fees**³ of \$33 over the year.

Members may also be charged fees for specific actions or decisions (e.g. transferring to another KiwiSaver scheme). See http://www.SuperLife.co.nz/documents/kiwisaver_fees.pdf for more information about these fees.

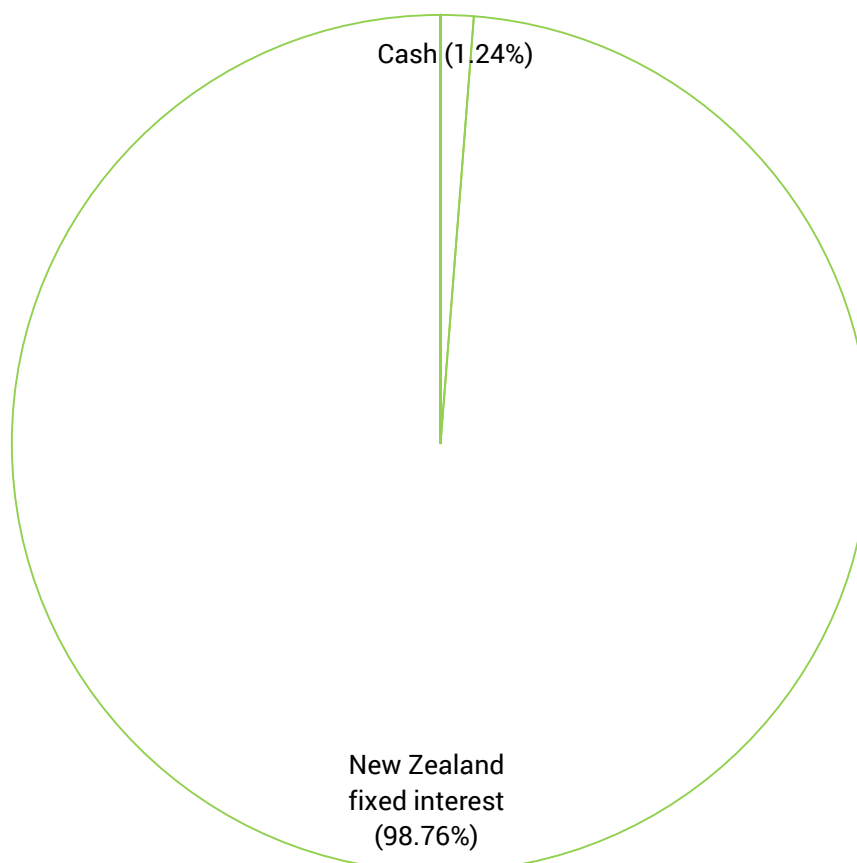
Example of how this applies to a member

Michael had \$10,000 in the fund at the start of the year and did not make any further contributions. At the end of the year, Michael received a return after fund fees and taxes were deducted of \$614.00 (that's 6.14% of his initial \$10,000). Michael also paid \$33.00 in membership fees. This gives Michael a total return of \$581.00 for the year.

What does the fund invest in?

Actual investment mix

This shows the types of assets that the fund invests in.



SuperLife: NZ Bonds Fund

Target investment mix

This shows the mix of assets that the fund generally intends to invest in.

Cash and cash equivalents	0.00%
New Zealand fixed interest	100.00%
International fixed interest	0.00%
Australasian equities	0.00%
International equities	0.00%
Listed property	0.00%
Unlisted property	0.00%
Other	0.00%

Top ten investments

	Name	Percentage of fund net assets	Type	Country	Credit rating (if applicable)
1	Bank Of New Zealand 250619 5.57 CB (BNZ0619A)	5.05%	New Zealand Fixed Interest	New Zealand	AA-
2	TCNZ Finance Ltd 251019 5.25 CB (TCN1019A)	4.75%	New Zealand Fixed Interest	New Zealand	A-
3	New Zealand 150423 5.5 GB (NZG0423)	4.61%	New Zealand Fixed Interest	New Zealand	AA+
4	Rabo FRN 081017 (RAB017A)	4.55%	New Zealand Fixed Interest	New Zealand	BBB-
5	Rabobank Nederland New Zealand 190319 6.10 CB (RAB0319A)	3.60%	New Zealand Fixed Interest	New Zealand	A+
6	Fonterra Cooperative Group Ltd 250222 5.90 CB (FON0222A)	3.47%	New Zealand Fixed Interest	New Zealand	A
7	ANZ Bank New Zealand Ltd 270219 5.43 CB (ANZ0219A)	3.13%	New Zealand Fixed Interest	New Zealand	AA-
8	ASB Bank Ltd 250220 4.4225 CB (ASB0220A)	3.06%	New Zealand Fixed Interest	New Zealand	AA-
9	Contact Energy Limited 130417 7.855 CB (CON0417)	2.96%	New Zealand Fixed Interest	New Zealand	BBB
10	New Zealand Government 150521 6.0 GB (NZG0521A)	2.91%	New Zealand Fixed Interest	New Zealand	AA+

The top 10 investments make up 38.09% of the fund.

Key personnel

This shows the directors and employees who have the most influence on the investment decisions of the fund.

Name	Current position	Time in current position	Previous or other positions	Time in previous or other position
Michael Chamberlain	Director, Investments	17 years 0 months		
Owen Nash	Director, Investment Committee	14 years 0 months		
John O'Reilly	GM, Investment Operations	6 years 8 months		
Ryan Gillanders	Investment Analyst	6 years 9 months		
Anna Ong	Finance Accountant	4 years 4 months		

SuperLife: NZ Bonds Fund

Further information:

Electronic disclosure of this information

Most of the information contained in this statement, including some additional information, is available in a spreadsheet at www.superlife.co.nz/data_files/ADS/2015_Mar/NZ_Bonds_data.xls.

Notes


- ¹ Returns in this statement are after tax at the highest prescribed investor rate (PIR) of tax for an individual New Zealand resident. Your tax rate may be lower.
- ² Fund fees are fees charged as a percentage of a member's interest in the fund (i.e. as a percentage of their KiwiSaver Account balance).
- ³ Membership fees are the fixed dollar charges for membership in the KiwiSaver scheme. It is deducted at \$2.75 a month from your KiwiSaver Account. If you invest in more than one fund of SuperLife, only one administration fee is deducted.
- ⁴ The average annual return is the average return since the start of the fund. It therefore includes the period prior to the completion of the first complete tax year. It is not the average of the bars shown in the graph.

Manager's certificate

On behalf of SuperLife Limited, as the manager of the KiwiSaver scheme known as SuperLife (KSS 10022), we state:

1. This disclosure statement has been prepared for the purposes of the KiwiSaver (Periodic Disclosure) Regulations 2013 ("**Regulations**");
2. To the best of our knowledge after making reasonable enquiry, all information required by the Regulations has been disclosed in accordance with these Regulations and the information presented is accurate;
3. This disclosure statement does not contain any statement that is likely to deceive or mislead with regard to any particular that would be material to an offer of an interest in SuperLife.


Michael Chamberlain, Director


Owen Nash, Director

1 May 2015
Date

Annual Disclosure Statement for 1 April 2014 to 31 March 2015
SuperLife

Overseas Government Bonds Fund

What is the purpose of this statement?

This statement provides key information about the SuperLife Overseas Government Bonds Fund. It tells you how the fund has performed and what fees it charged, and will help you to compare it with other funds. We prepared this statement in accordance with the KiwiSaver (Periodic Disclosure) Regulations 2013. This information is not audited and may be updated.

Description of the fund

The fund invests on a passive index basis in fixed interest assets of the governments of the overseas developed countries, with the foreign currency exposure hedged to NZ dollars. Returns should be measured over a 3 to 5 year period.

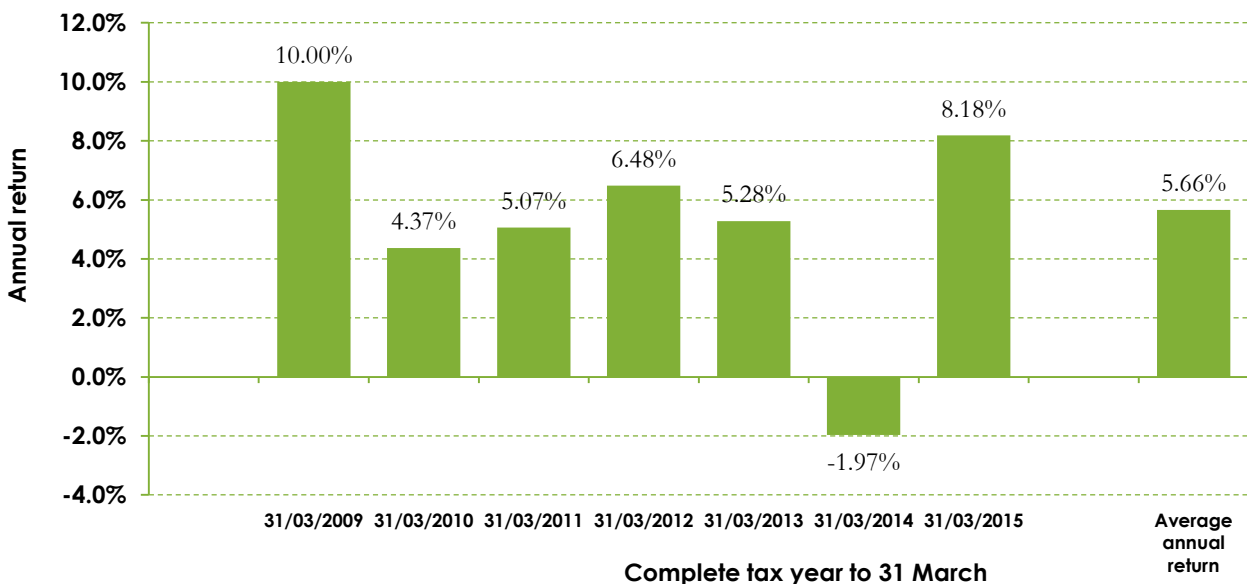
Total value of the fund:	\$4,967,427
Number of members in the fund:	3,587
Date the fund started:	2 October 2007

How has the fund performed?

	Past five years	Past year
Annual return: (after deductions for fund fees and tax ¹)	4.55%	8.18%

How has the fund performed in the past?

This shows the return after fund fees and taxes for each tax year since the fund started and the **average annual return**⁴ since the fund started. It's important to note that this does not tell you how the fund will perform in the future.



SuperLife: Overseas Government Bonds Fund

What fees were members charged?

The returns above are after deductions for **fund fees**². Over the past year these were:

Total fund fees:	0.63% of members' investments
<i>Which are made up of:</i>	
Annual management fee:	0.57%
Performance-based fees:	0.00%
Other fees and costs:	0.06%

Members were also charged **membership fees**³ of \$33 over the year.

Members may also be charged fees for specific actions or decisions (e.g. transferring to another KiwiSaver scheme). See http://www.SuperLife.co.nz/documents/kiwisaver_fees.pdf for more information about these fees.

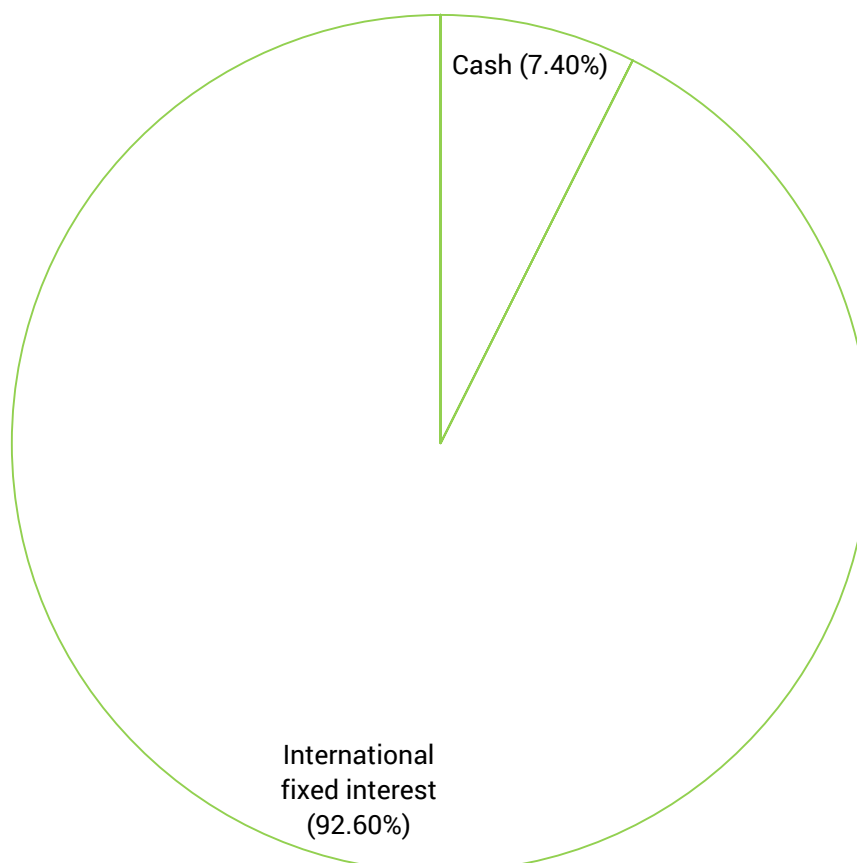
Example of how this applies to a member

Michael had \$10,000 in the fund at the start of the year and did not make any further contributions. At the end of the year, Michael received a return after fund fees and taxes were deducted of \$817.00 (that's 8.17% of his initial \$10,000). Michael also paid \$33.00 in membership fees. This gives Michael a total return of \$784.00 for the year.

What does the fund invest in?

Actual investment mix

This shows the types of assets that the fund invests in.



SuperLife: Overseas Government Bonds Fund

Target investment mix

This shows the mix of assets that the fund generally intends to invest in.

Cash and cash equivalents	0.00%
New Zealand fixed interest	0.00%
International fixed interest	100.00%
Australasian equities	0.00%
International equities	0.00%
Listed property	0.00%
Unlisted property	0.00%
Other	0.00%

Top ten investments

	Name	Percentage of fund net assets	Type	Country	Credit rating (if applicable)
1	SSgA Global Fixed Income Index Trust (SGAGFXI)	94.53%	Fund	Australia	n/a
2	Cash deposit (ASB Bank)	4.48%	Cash & cash equivalents	New Zealand	n/a
3	Foreign exchange hedging contract	2.92%	Cash & cash equivalents	Australia	n/a
4					
5					
6					
7					
8					
9					
10					

The top 10 investments make up 101.93% of the fund.

5

Key personnel

This shows the directors and employees who have the most influence on the investment decisions of the fund.

Name	Current position	Time in current position	Previous or other positions	Time in previous or other position
Michael Chamberlain	Director, Investments	17 years 0 months		
Owen Nash	Director, Investment Committee	14 years 0 months		
John O'Reilly	GM, Investment Operations	6 years 8 months		
Ryan Gillanders	Investment Analyst	6 years 9 months		
Anna Ong	Finance Accountant	4 years 4 months		



SuperLife: Overseas Government Bonds Fund

Further information:

Electronic disclosure of this information

Most of the information contained in this statement, including some additional information, is available in a spreadsheet at www.superlife.co.nz/data_files/ADS/2015_Mar/Overseas_Government_Bonds_data.xls.

Notes


- ¹ Returns in this statement are after tax at the highest prescribed investor rate (PIR) of tax for an individual New Zealand resident. Your tax rate may be lower.
- ² Fund fees are fees charged as a percentage of a member's interest in the fund (i.e. as a percentage of their KiwiSaver Account balance).
- ³ Membership fees are the fixed dollar charges for membership in the KiwiSaver scheme. It is deducted at \$2.75 a month from your KiwiSaver Account. If you invest in more than one fund of SuperLife, only one administration fee is deducted.
- ⁴ The average annual return is the average return since the start of the fund. It therefore includes the period prior to the completion of the first complete tax year. It is not the average of the bars shown in the graph.
- ⁵ In addition to the investments, the fund had current assets/liabilities. As a result the total value of the investments is different to the net asset value.

Manager's certificate

On behalf of SuperLife Limited, as the manager of the KiwiSaver scheme known as SuperLife (KSS 10022), we state:

1. This disclosure statement has been prepared for the purposes of the KiwiSaver (Periodic Disclosure) Regulations 2013 ("**Regulations**");
2. To the best of our knowledge after making reasonable enquiry, all information required by the Regulations has been disclosed in accordance with these Regulations and the information presented is accurate;
3. This disclosure statement does not contain any statement that is likely to deceive or mislead with regard to any particular that would be material to an offer of an interest in SuperLife.


Michael Chamberlain, Director


Owen Nash, Director

1 May 2015
Date

Annual Disclosure Statement for 1 April 2014 to 31 March 2015 SuperLife

Overseas Non-government Bonds Fund

What is the purpose of this statement?

This statement provides key information about the SuperLife Overseas Non-government Bonds Fund. It tells you how the fund has performed and what fees it charged, and will help you to compare it with other funds. We prepared this statement in accordance with the KiwiSaver (Periodic Disclosure) Regulations 2013. This information is not audited and may be updated.

Description of the fund

The fund invests on a passive basis in fixed interest assets of the overseas developed countries, using index funds and with the foreign currency exposure hedged to NZ dollars, to capture the market return available from the non-government "investment-grade" bonds. Returns should be measured over a 3 to 5 year period.

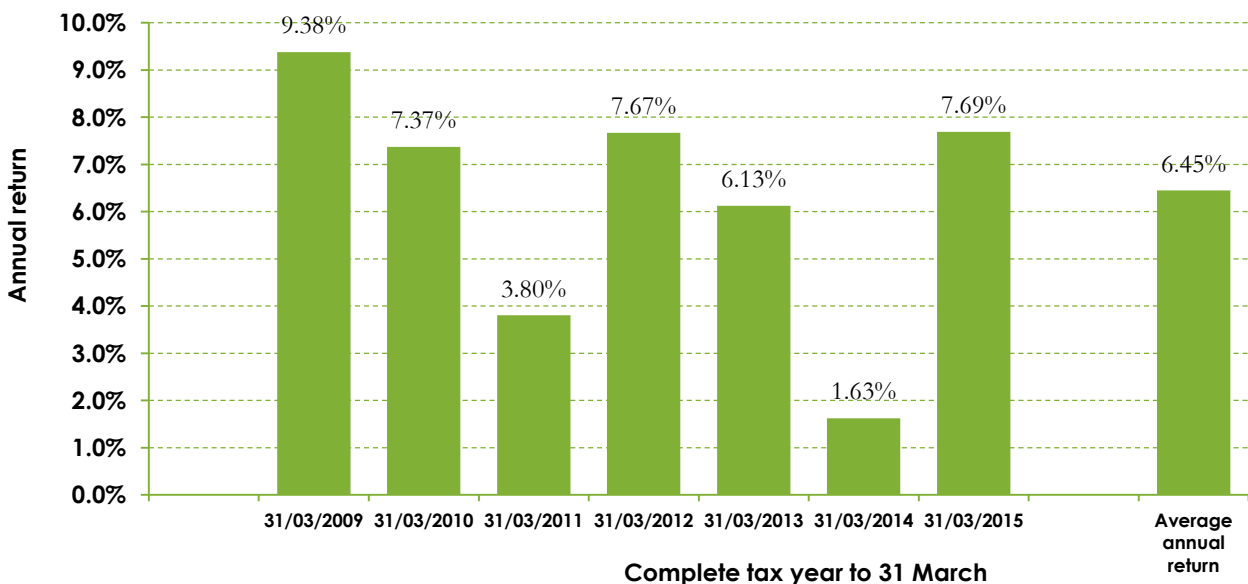
Total value of the fund:	\$15,310,845
Number of members in the fund:	2,192
Date the fund started:	2 October 2007

How has the fund performed?

	Past five years	Past year
Annual return: (after deductions for fund fees and tax ¹)	5.36%	7.69%

How has the fund performed in the past?

This shows the return after fund fees and taxes for each tax year since the fund started and the **average annual return**⁴ since the fund started. It's important to note that this does not tell you how the fund will perform in the future.



SuperLife: Overseas Non-government Bonds Fund

What fees were members charged?

The returns above are after deductions for **fund fees**². Over the past year these were:

Total fund fees:	0.65% of members' investments
<i>Which are made up of:</i>	
Annual management fee:	0.60%
Performance-based fees:	0.00%
Other fees and costs:	0.05%

Members were also charged **membership fees**³ of \$33 over the year.

Members may also be charged fees for specific actions or decisions (e.g. transferring to another KiwiSaver scheme). See http://www.SuperLife.co.nz/documents/kiwisaver_fees.pdf for more information about these fees.

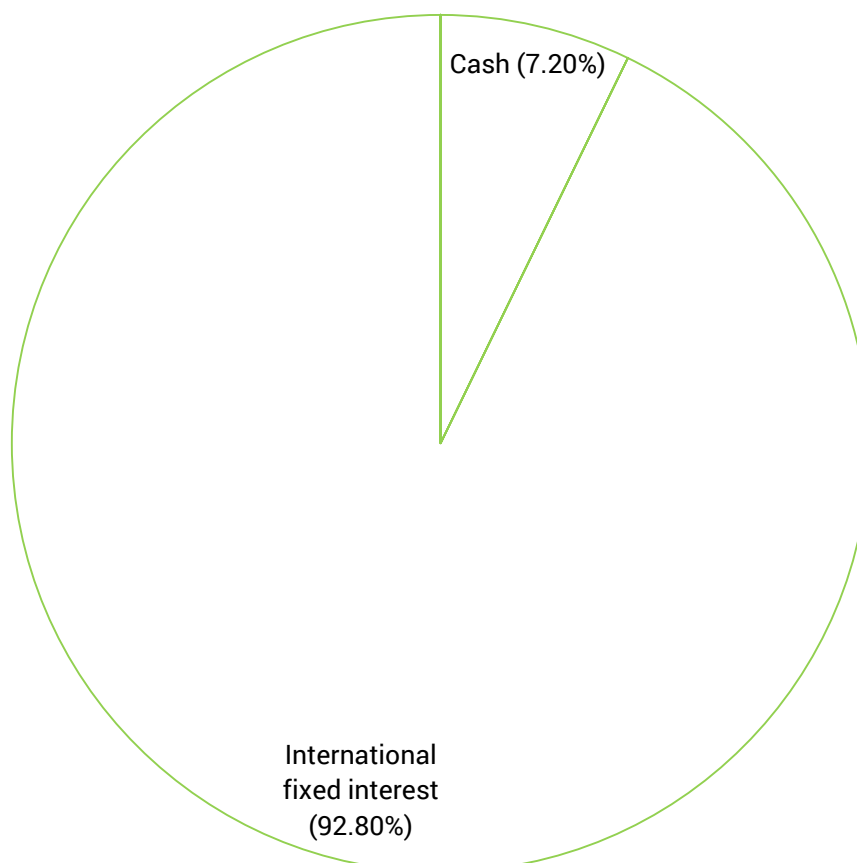
Example of how this applies to a member

Michael had \$10,000 in the fund at the start of the year and did not make any further contributions. At the end of the year, Michael received a return after fund fees and taxes were deducted of \$768.00 (that's 7.68% of his initial \$10,000). Michael also paid \$33.00 in membership fees. This gives Michael a total return of \$735.00 for the year.

What does the fund invest in?

Actual investment mix

This shows the types of assets that the fund invests in.



SuperLife: Overseas Non-government Bonds Fund

Target investment mix

This shows the mix of assets that the fund generally intends to invest in.

Cash and cash equivalents	0.00%
New Zealand fixed interest	0.00%
International fixed interest	100.00%
Australasian equities	0.00%
International equities	0.00%
Listed property	0.00%
Unlisted property	0.00%
Other	0.00%

Top ten investments

	Name	Percentage of fund net assets	Type	Country	Credit rating (if applicable)
1	Vanguard International Credit Securities Index Fund (Hedged) (VANICSI)	85.27%	Fund	Australia	n/a
2	Foreign exchange hedging contract	5.58%	Cash & cash equivalents	Australia	n/a
3	SSgA Global Broad Investment Grade Fixed Income Trust (SGAGBIG)	5.12%	Fund	Australia	n/a
4	Cash deposit (ASB Bank)	1.62%	Cash & cash equivalents	New Zealand	n/a
5					
6					
7					
8					
9					
10					

The top 10 investments make up 97.59% of the fund.

5

Key personnel

This shows the directors and employees who have the most influence on the investment decisions of the fund.

Name	Current position	Time in current position	Previous or other positions	Time in previous or other position
Michael Chamberlain	Director, Investments	17 years 0 months		
Owen Nash	Director, Investment Committee	14 years 0 months		
John O'Reilly	GM, Investment Operations	6 years 8 months		
Ryan Gillanders	Investment Analyst	6 years 9 months		
Anna Ong	Finance Accountant	4 years 4 months		



SuperLife: Overseas Non-government Bonds Fund

Further information:

Electronic disclosure of this information

Most of the information contained in this statement, including some additional information, is available in a spreadsheet at www.superlife.co.nz/data_files/ADS/2015_Mar/Overseas_Non-Government_Bonds_data.xls.

Notes


- ¹ Returns in this statement are after tax at the highest prescribed investor rate (PIR) of tax for an individual New Zealand resident. Your tax rate may be lower.
- ² Fund fees are fees charged as a percentage of a member's interest in the fund (i.e. as a percentage of their KiwiSaver Account balance).
- ³ Membership fees are the fixed dollar charges for membership in the KiwiSaver scheme. It is deducted at \$2.75 a month from your KiwiSaver Account. If you invest in more than one fund of SuperLife, only one administration fee is deducted.
- ⁴ The average annual return is the average return since the start of the fund. It therefore includes the period prior to the completion of the first complete tax year. It is not the average of the bars shown in the graph.
- ⁵ In addition to the investments, the fund had current assets/liabilities. As a result the total value of the investments is different to the net asset value.

Manager's certificate

On behalf of SuperLife Limited, as the manager of the KiwiSaver scheme known as SuperLife (KSS 10022), we state:

1. This disclosure statement has been prepared for the purposes of the KiwiSaver (Periodic Disclosure) Regulations 2013 ("**Regulations**");
2. To the best of our knowledge after making reasonable enquiry, all information required by the Regulations has been disclosed in accordance with these Regulations and the information presented is accurate;
3. This disclosure statement does not contain any statement that is likely to deceive or mislead with regard to any particular that would be material to an offer of an interest in SuperLife.


Michael Chamberlain, Director


Owen Nash, Director

1 May 2015
Date

Annual Disclosure Statement for 1 April 2014 to 31 March 2015

SuperLife

Property Fund

What is the purpose of this statement?

This statement provides key information about the SuperLife Property Fund. It tells you how the fund has performed and what fees it charged, and will help you to compare it with other funds. We prepared this statement in accordance with the KiwiSaver (Periodic Disclosure) Regulations 2013. This information is not audited and may be updated.

Description of the fund

The fund invests in a diversified portfolio of listed property securities on the Australasian and global share markets on a passive basis. Investment decisions take into account the investment outlook on a 3 to 5 year time horizon and returns should be measured over a 5 to 7 year period.

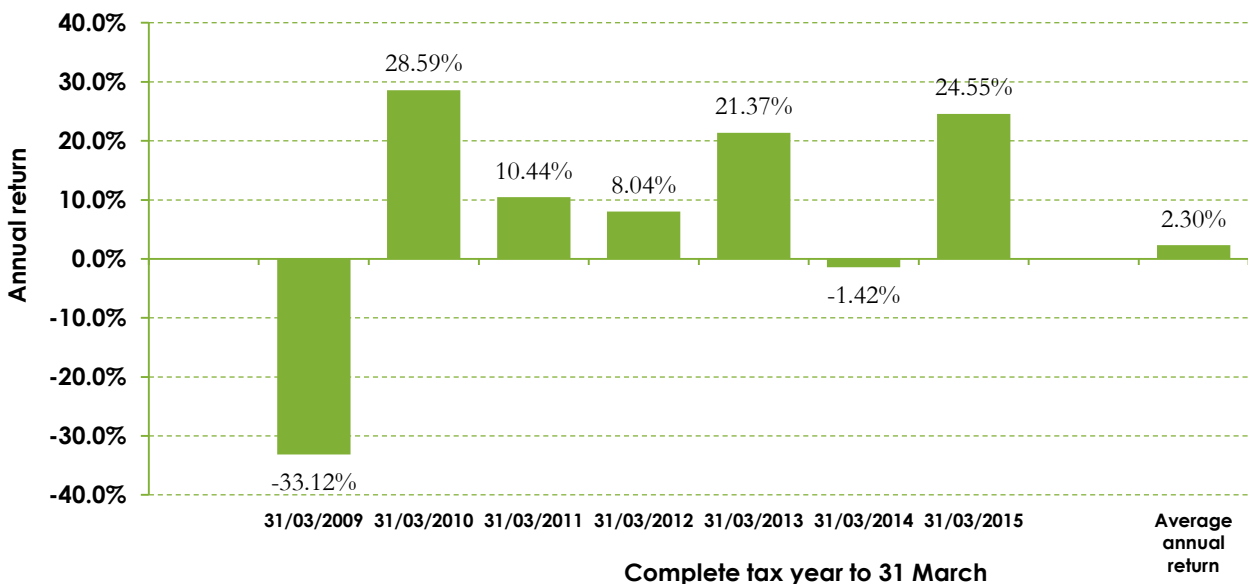
Total value of the fund:	\$10,461,318
Number of members in the fund:	3,160
Date the fund started:	2 October 2007

How has the fund performed?

	Past five years	Past year
Annual return: (after deductions for fund fees and tax ¹)	12.20%	24.55%

How has the fund performed in the past?

This shows the return after fund fees and taxes for each tax year since the fund started and the **average annual return**⁴ since the fund started. It's important to note that this does not tell you how the fund will perform in the future.



SuperLife: Property Fund

What fees were members charged?

The returns above are after deductions for **fund fees**². Over the past year these were:

Total fund fees:	0.64% of members' investments
<i>Which are made up of:</i>	
Annual management fee:	0.58%
Performance-based fees:	0.00%
Other fees and costs:	0.06%

Members were also charged **membership fees**³ of \$33 over the year.

Members may also be charged fees for specific actions or decisions (e.g. transferring to another KiwiSaver scheme). See http://www.SuperLife.co.nz/documents/kiwisaver_fees.pdf for more information about these fees.

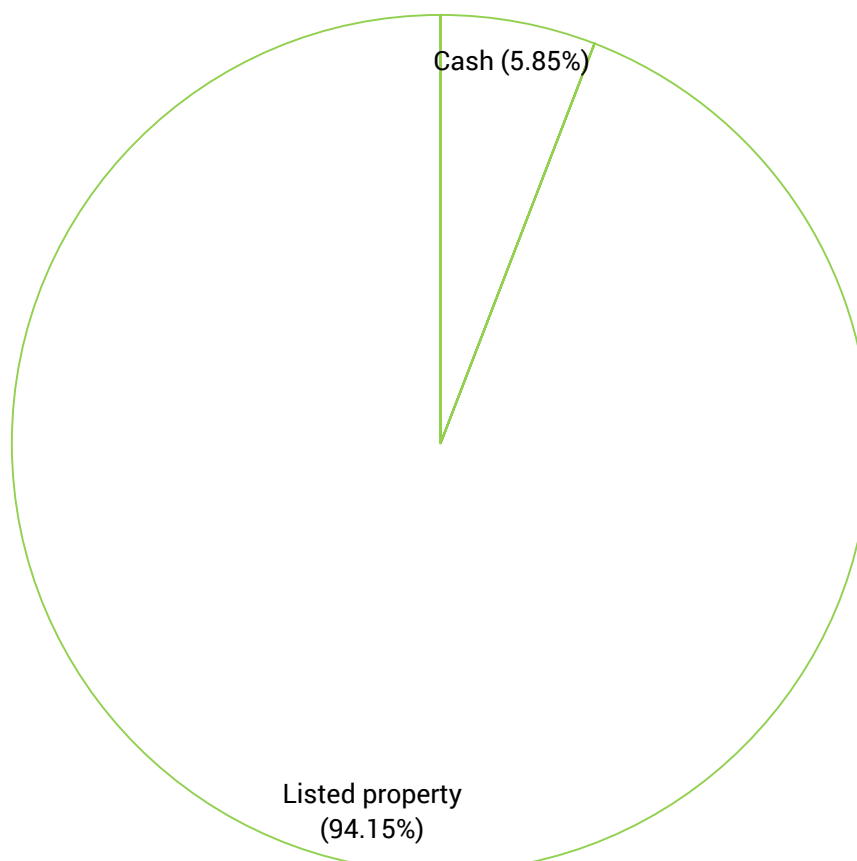
Example of how this applies to a member

Michael had \$10,000 in the fund at the start of the year and did not make any further contributions. At the end of the year, Michael received a return after fund fees and taxes were deducted of \$2,452.00 (that's 24.52% of his initial \$10,000). Michael also paid \$33.00 in membership fees. This gives Michael a total return of \$2,419.00 for the year.

What does the fund invest in?

Actual investment mix

This shows the types of assets that the fund invests in.



SuperLife: Property Fund

Target investment mix

This shows the mix of assets that the fund generally intends to invest in.

Cash and cash equivalents	0.00%
New Zealand fixed interest	0.00%
International fixed interest	0.00%
Australasian equities	0.00%
International equities	0.00%
Listed property	100.00%
Unlisted property	0.00%
Other	0.00%

Top ten investments

	Name	Percentage of fund net assets	Type	Country	Credit rating (if applicable)
1	Vanguard International Property Securities Fund (hedged) (VAN0019)	10.98%	Fund	Australia	n/a
2	DNZ Property Fund Limited (DNZ)	5.98%	Listed Property	New Zealand	n/a
3	Argosy Property Limited (ARG)	5.96%	Listed Property	New Zealand	n/a
4	Vital Healthcare Property Trust (VHP)	5.92%	Listed Property	New Zealand	n/a
5	Property For Industry Limited (PFI)	5.84%	Listed Property	New Zealand	n/a
6	Kiwi Property Group (KPG)	5.81%	Listed Property	New Zealand	n/a
7	Goodman Property Trust (GMT)	5.78%	Listed Property	New Zealand	n/a
8	Cash deposit (ASB Bank)	5.74%	Cash & cash equivalents	New Zealand	AA-
9	Precinct Properties New Zealand Limited (PCT)	5.64%	Listed Property	New Zealand	n/a
10	Lend Lease Group (LLC)	4.39%	Listed Property	Australia	n/a

The top 10 investments make up 62.04% of the fund.

Key personnel

This shows the directors and employees who have the most influence on the investment decisions of the fund.

Name	Current position	Time in current position	Previous or other positions	Time in previous or other position
Michael Chamberlain	Director, Investments	17 years 0 months		
Owen Nash	Director, Investment Committee	14 years 0 months		
John O'Reilly	GM, Investment Operations	6 years 8 months		
Ryan Gillanders	Investment Analyst	6 years 9 months		
Anna Ong	Finance Accountant	4 years 4 months		

SuperLife: Property Fund

Further information:

Electronic disclosure of this information

Most of the information contained in this statement, including some additional information, is available in a spreadsheet at www.superlife.co.nz/data_files/ADS/2015_Mar/Property_data.xls.

Notes


- ¹ Returns in this statement are after tax at the highest prescribed investor rate (PIR) of tax for an individual New Zealand resident. Your tax rate may be lower.
- ² Fund fees are fees charged as a percentage of a member's interest in the fund (i.e. as a percentage of their KiwiSaver Account balance).
- ³ Membership fees are the fixed dollar charges for membership in the KiwiSaver scheme. It is deducted at \$2.75 a month from your KiwiSaver Account. If you invest in more than one fund of SuperLife, only one administration fee is deducted.
- ⁴ The average annual return is the average return since the start of the fund. It therefore includes the period prior to the completion of the first complete tax year. It is not the average of the bars shown in the graph.

Manager's certificate

On behalf of SuperLife Limited, as the manager of the KiwiSaver scheme known as SuperLife (KSS 10022), we state:

1. This disclosure statement has been prepared for the purposes of the KiwiSaver (Periodic Disclosure) Regulations 2013 ("**Regulations**");
2. To the best of our knowledge after making reasonable enquiry, all information required by the Regulations has been disclosed in accordance with these Regulations and the information presented is accurate;
3. This disclosure statement does not contain any statement that is likely to deceive or mislead with regard to any particular that would be material to an offer of an interest in SuperLife.


Michael Chamberlain, Director


Owen Nash, Director

1 May 2015
Date

Annual Disclosure Statement for 1 April 2014 to 31 March 2015 SuperLife

NZ Shares Fund

What is the purpose of this statement?

This statement provides key information about the SuperLife NZ Shares Fund. It tells you how the fund has performed and what fees it charged, and will help you to compare it with other funds. We prepared this statement in accordance with the KiwiSaver (Periodic Disclosure) Regulations 2013. This information is not audited and may be updated.

Description of the fund

The fund invests, on a passive basis, in a diversified portfolio of company shares (typically 15 to 25), listed on the NZX share market. Investment decisions take into account the investment outlook on a 5 to 7 year time horizon and returns should be measured over a 7 to 10 year period.

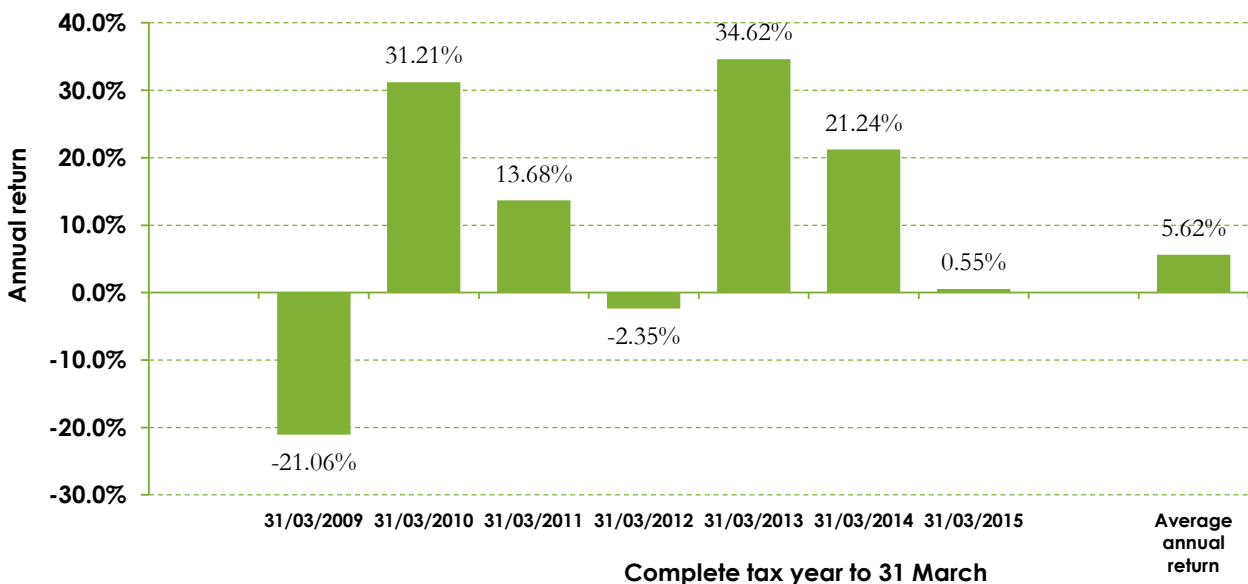
Total value of the fund:	\$12,115,566
Number of members in the fund:	3,558
Date the fund started:	2 October 2007

How has the fund performed?

	Past five years	Past year
Annual return: (after deductions for fund fees and tax ¹)	12.75%	0.55%

How has the fund performed in the past?

This shows the return after fund fees and taxes for each tax year since the fund started and the **average annual return**⁴ since the fund started. It's important to note that this does not tell you how the fund will perform in the future.



SuperLife: NZ Shares Fund

What fees were members charged?

The returns above are after deductions for **fund fees**². Over the past year these were:

Total fund fees:	0.66% of members' investments
<i>Which are made up of:</i>	
Annual management fee:	0.61%
Performance-based fees:	0.00%
Other fees and costs:	0.05%

Members were also charged **membership fees**³ of \$33 over the year.

Members may also be charged fees for specific actions or decisions (e.g. transferring to another KiwiSaver scheme). See http://www.SuperLife.co.nz/documents/kiwisaver_fees.pdf for more information about these fees.

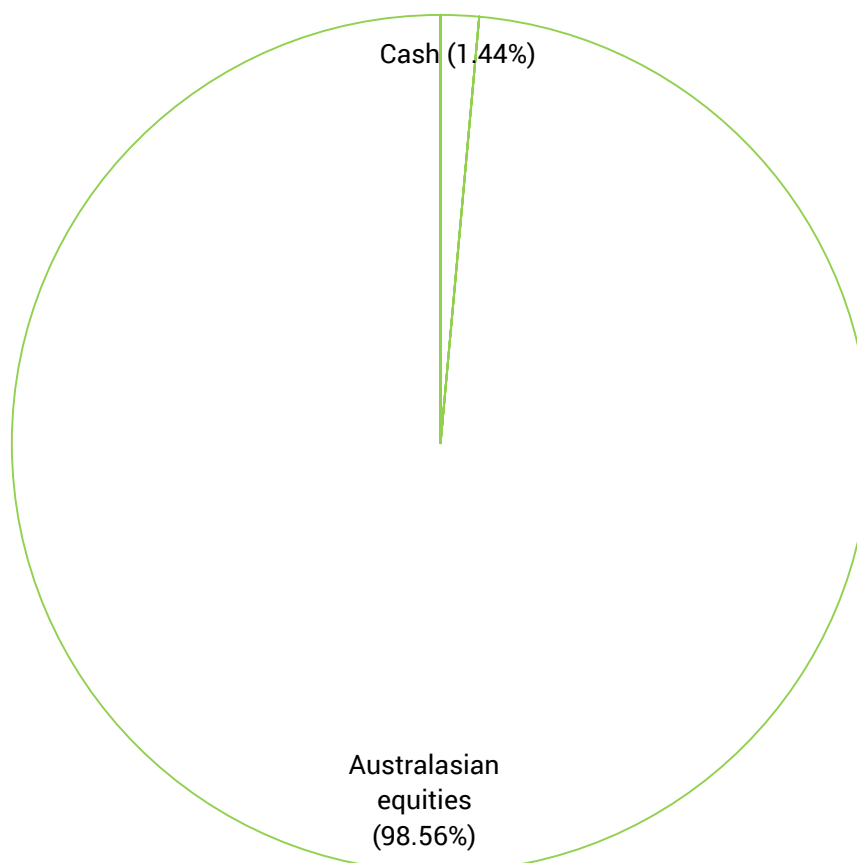
Example of how this applies to a member

Michael had \$10,000 in the fund at the start of the year and did not make any further contributions. At the end of the year, Michael received a return after fund fees and taxes were deducted of \$54.00 (that's 0.54% of his initial \$10,000). Michael also paid \$33.00 in membership fees. This gives Michael a total return of \$21.00 for the year.

What does the fund invest in?

Actual investment mix

This shows the types of assets that the fund invests in.



SuperLife: NZ Shares Fund

Target investment mix

This shows the mix of assets that the fund generally intends to invest in.

Cash and cash equivalents	0.00%
New Zealand fixed interest	0.00%
International fixed interest	0.00%
Australasian equities	100.00%
International equities	0.00%
Listed property	0.00%
Unlisted property	0.00%
Other	0.00%

Top ten investments

	Name	Percentage of fund net assets	Type	Country	Credit rating (if applicable)
1	Pacific Edge Limited (PEB)	7.99%	Australasian Equities	New Zealand	n/a
2	Fisher And Paykel Healthcare Corporation Limited (FPH)	4.76%	Australasian Equities	New Zealand	n/a
3	Freightways Express Limited (FRE)	4.32%	Australasian Equities	New Zealand	n/a
4	Ebos Group Ltd (EBO)	4.31%	Australasian Equities	New Zealand	n/a
5	Auckland International Airport Limited (AIA)	4.31%	Australasian Equities	New Zealand	n/a
6	Delegat Group Limited (DGL)	4.22%	Australasian Equities	New Zealand	n/a
7	Abano Healthcare Group Limited (ABA)	4.20%	Australasian Equities	New Zealand	n/a
8	Hellaby Holdings Limited (HBY)	4.09%	Australasian Equities	New Zealand	n/a
9	Mainfreight Limited (MFT)	4.02%	Australasian Equities	New Zealand	n/a
10	Mighty River Power (MRP)	3.96%	Australasian Equities	New Zealand	n/a

The top 10 investments make up 46.18% of the fund.

Key personnel

This shows the directors and employees who have the most influence on the investment decisions of the fund.

Name	Current position	Time in current position	Previous or other positions	Time in previous or other position
Michael Chamberlain	Director, Investments	17 years 0 months		
Owen Nash	Director, Investment Committee	14 years 0 months		
John O'Reilly	GM, Investment Operations	6 years 8 months		
Ryan Gillanders	Investment Analyst	6 years 9 months		
Anna Ong	Finance Accountant	4 years 4 months		

SuperLife: NZ Shares Fund

Further information:

Electronic disclosure of this information

Most of the information contained in this statement, including some additional information, is available in a spreadsheet at www.superlife.co.nz/data_files/ADS/2015_Mar/NZ_Shares_data.xls.

Notes


- ¹ Returns in this statement are after tax at the highest prescribed investor rate (PIR) of tax for an individual New Zealand resident. Your tax rate may be lower.
- ² Fund fees are fees charged as a percentage of a member's interest in the fund (i.e. as a percentage of their KiwiSaver Account balance).
- ³ Membership fees are the fixed dollar charges for membership in the KiwiSaver scheme. It is deducted at \$2.75 a month from your KiwiSaver Account. If you invest in more than one fund of SuperLife, only one administration fee is deducted.
- ⁴ The average annual return is the average return since the start of the fund. It therefore includes the period prior to the completion of the first complete tax year. It is not the average of the bars shown in the graph.

Manager's certificate

On behalf of SuperLife Limited, as the manager of the KiwiSaver scheme known as SuperLife (KSS 10022), we state:

1. This disclosure statement has been prepared for the purposes of the KiwiSaver (Periodic Disclosure) Regulations 2013 ("**Regulations**");
2. To the best of our knowledge after making reasonable enquiry, all information required by the Regulations has been disclosed in accordance with these Regulations and the information presented is accurate;
3. This disclosure statement does not contain any statement that is likely to deceive or mislead with regard to any particular that would be material to an offer of an interest in SuperLife.


Michael Chamberlain, Director


Owen Nash, Director

1 May 2015
Date

Annual Disclosure Statement for 1 April 2014 to 31 March 2015

SuperLife

Australian Shares Fund

What is the purpose of this statement?

This statement provides key information about the SuperLife Australian Shares Fund. It tells you how the fund has performed and what fees it charged, and will help you to compare it with other funds. We prepared this statement in accordance with the KiwiSaver (Periodic Disclosure) Regulations 2013. This information is not audited and may be updated.

Description of the fund

The fund invests, on a passive basis, in a diversified portfolio of company shares (typically 20 to 30), listed on the ASX while seeking to eliminate half of the NZ:Australian exchange rate movement. Investment decisions take into account the investment outlook on a 5 to 7 year time horizon and returns should be measured over a 7 to 10 year period.

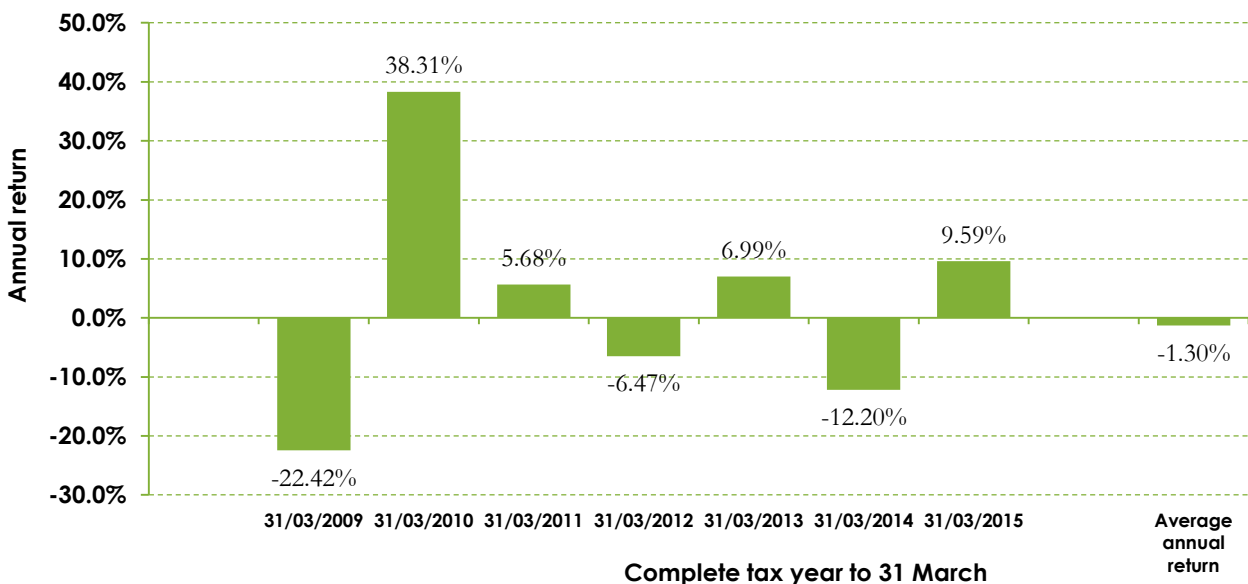
Total value of the fund:	\$11,667,410
Number of members in the fund:	3,285
Date the fund started:	2 October 2007

How has the fund performed?

	Past five years	Past year
Annual return: (after deductions for fund fees and tax ¹)	0.35%	9.59%

How has the fund performed in the past?

This shows the return after fund fees and taxes for each tax year since the fund started and the **average annual return**⁴ since the fund started. It's important to note that this does not tell you how the fund will perform in the future.



SuperLife: Australian Shares Fund

What fees were members charged?

The returns above are after deductions for **fund fees**². Over the past year these were:

Total fund fees:	0.62% of members' investments
<i>Which are made up of:</i>	
Annual management fee:	0.56%
Performance-based fees:	0.00%
Other fees and costs:	0.06%

Members were also charged **membership fees**³ of \$33 over the year.

Members may also be charged fees for specific actions or decisions (e.g. transferring to another KiwiSaver scheme). See http://www.SuperLife.co.nz/documents/kiwisaver_fees.pdf for more information about these fees.

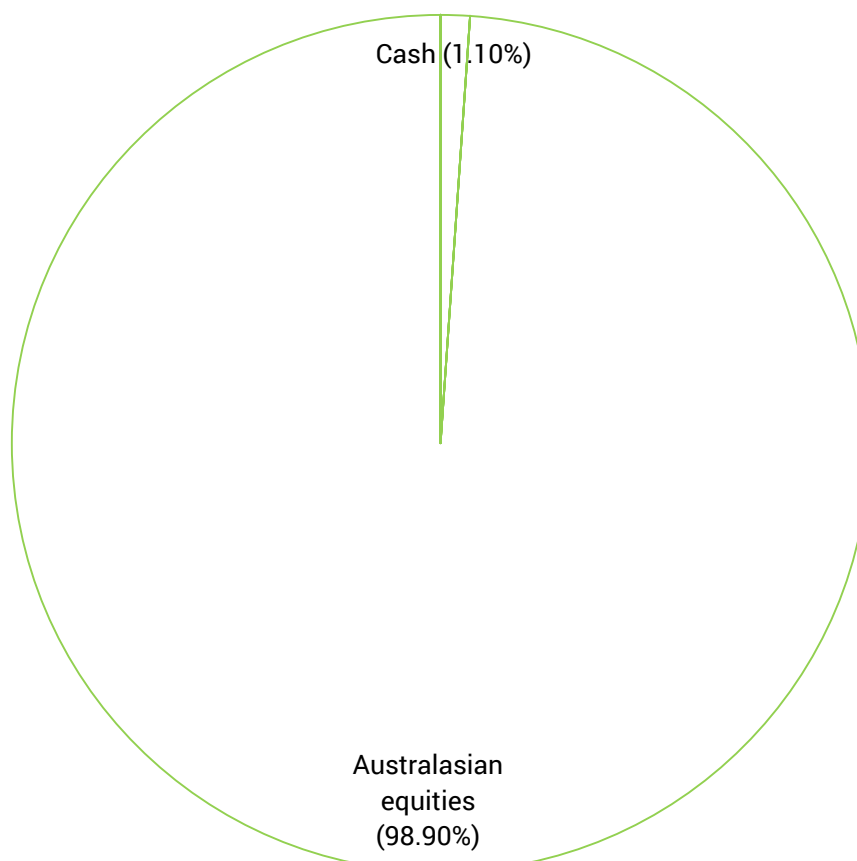
Example of how this applies to a member

Michael had \$10,000 in the fund at the start of the year and did not make any further contributions. At the end of the year, Michael received a return after fund fees and taxes were deducted of \$957.00 (that's 9.57% of his initial \$10,000). Michael also paid \$33.00 in membership fees. This gives Michael a total return of \$924.00 for the year.

What does the fund invest in?

Actual investment mix

This shows the types of assets that the fund invests in.



SuperLife: Australian Shares Fund

Target investment mix

This shows the mix of assets that the fund generally intends to invest in.

Cash and cash equivalents	0.00%
New Zealand fixed interest	0.00%
International fixed interest	0.00%
Australasian equities	100.00%
International equities	0.00%
Listed property	0.00%
Unlisted property	0.00%
Other	0.00%

Top ten investments

	Name	Percentage of fund net assets	Type	Country	Credit rating (if applicable)
1	BHP Billiton Limited (BHP)	10.72%	Australasian Equities	Australia	n/a
2	Blackmores Limited (BKL)	6.26%	Australasian Equities	Australia	n/a
3	Westpac Banking Corporation (WBC)	5.92%	Australasian Equities	Australia	n/a
4	Commonwealth Bank Of Australia. (CBA)	5.67%	Australasian Equities	Australia	n/a
5	National Australia Bank Limited (NAB)	5.19%	Australasian Equities	Australia	n/a
6	Australia And New Zealand Banking Group Limited (ANZ)	3.93%	Australasian Equities	Australia	n/a
7	Woodside Petroleum Limited (WPL)	3.78%	Australasian Equities	Australia	n/a
8	Nufarm Limited (NUF)	2.74%	Australasian Equities	Australia	n/a
9	Rio Tinto Limited (RIO)	2.56%	Australasian Equities	Australia	n/a
10	Toll Holdings Limited (TOL)	2.53%	Australasian Equities	Australia	n/a

The top 10 investments make up 49.30% of the fund.

5

Key personnel

This shows the directors and employees who have the most influence on the investment decisions of the fund.

Name	Current position	Time in current position	Previous or other positions	Time in previous or other position
Michael Chamberlain	Director, Investments	17 years 0 months		
Owen Nash	Director, Investment Committee	14 years 0 months		
John O'Reilly	GM, Investment Operations	6 years 8 months		
Ryan Gillanders	Investment Analyst	6 years 9 months		
Anna Ong	Finance Accountant	4 years 4 months		

SuperLife: Australian Shares Fund

Further information:

Electronic disclosure of this information

Most of the information contained in this statement, including some additional information, is available in a spreadsheet at www.superlife.co.nz/data_files/ADS/2015_Mar/Australian_Shares_data.xls.

Notes


- ¹ Returns in this statement are after tax at the highest prescribed investor rate (PIR) of tax for an individual New Zealand resident. Your tax rate may be lower.
- ² Fund fees are fees charged as a percentage of a member's interest in the fund (i.e. as a percentage of their KiwiSaver Account balance).
- ³ Membership fees are the fixed dollar charges for membership in the KiwiSaver scheme. It is deducted at \$2.75 a month from your KiwiSaver Account. If you invest in more than one fund of SuperLife, only one administration fee is deducted.
- ⁴ The average annual return is the average return since the start of the fund. It therefore includes the period prior to the completion of the first complete tax year. It is not the average of the bars shown in the graph.
- ⁵ Part of the Australian share portfolio is invested in the ETF known as the Australian Dividend ETF. The list of investments shows the shares that make up the ETF investment.

Manager's certificate

On behalf of SuperLife Limited, as the manager of the KiwiSaver scheme known as SuperLife (KSS 10022), we state:

1. This disclosure statement has been prepared for the purposes of the KiwiSaver (Periodic Disclosure) Regulations 2013 ("**Regulations**");
2. To the best of our knowledge after making reasonable enquiry, all information required by the Regulations has been disclosed in accordance with these Regulations and the information presented is accurate;
3. This disclosure statement does not contain any statement that is likely to deceive or mislead with regard to any particular that would be material to an offer of an interest in SuperLife.


Michael Chamberlain, Director


Owen Nash, Director

1 May 2015
Date

Annual Disclosure Statement for 1 April 2014 to 31 March 2015
SuperLife

Overseas Shares Currency Hedged Fund

What is the purpose of this statement?

This statement provides key information about the SuperLife Overseas Shares Currency Hedged Fund. It tells you how the fund has performed and what fees it charged, and will help you to compare it with other funds. We prepared this statement in accordance with the KiwiSaver (Periodic Disclosure) Regulations 2013. This information is not audited and may be updated.

Description of the fund

The fund invests on a passive basis in global (non-Australasian) index share products, with the foreign currency exposure hedged to NZ dollars. Returns should be measured over a 7 to 10 year period.

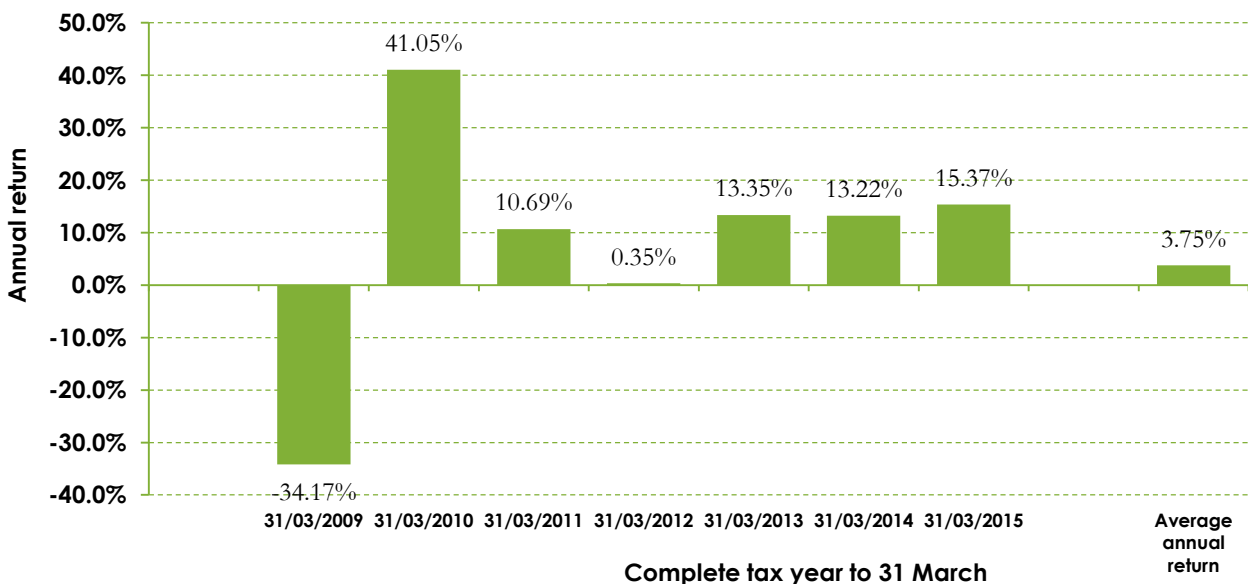
Total value of the fund:	\$11,553,989
Number of members in the fund:	3,181
Date the fund started:	2 October 2007

How has the fund performed?

	Past five years	Past year
Annual return: (after deductions for fund fees and tax ¹)	10.46%	15.37%

How has the fund performed in the past?

This shows the return after fund fees and taxes for each tax year since the fund started and the **average annual return**⁴ since the fund started. It's important to note that this does not tell you how the fund will perform in the future.



SuperLife: Overseas Shares Currency Hedged Fund

What fees were members charged?

The returns above are after deductions for **fund fees**². Over the past year these were:

Total fund fees:	0.65% of members' investments
<i>Which are made up of:</i>	
Annual management fee:	0.59%
Performance-based fees:	0.00%
Other fees and costs:	0.06%

Members were also charged **membership fees**³ of \$33 over the year.

Members may also be charged fees for specific actions or decisions (e.g. transferring to another KiwiSaver scheme). See http://www.SuperLife.co.nz/documents/kiwisaver_fees.pdf for more information about these fees.

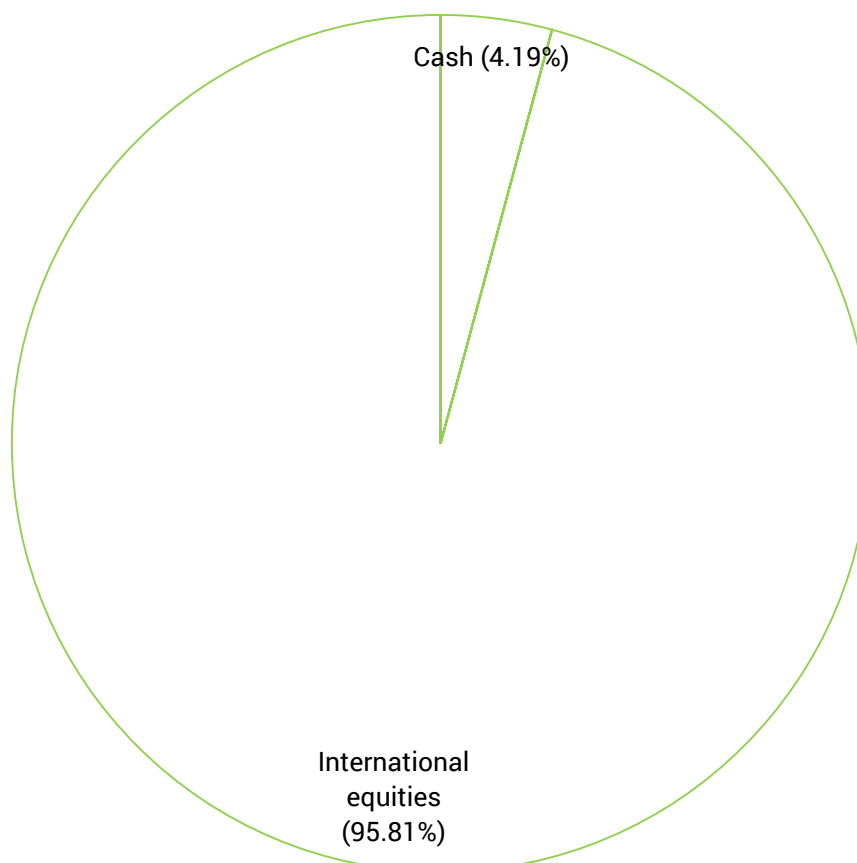
Example of how this applies to a member

Michael had \$10,000 in the fund at the start of the year and did not make any further contributions. At the end of the year, Michael received a return after fund fees and taxes were deducted of \$1,534.00 (that's 15.34% of his initial \$10,000). Michael also paid \$33.00 in membership fees. This gives Michael a total return of \$1,501.00 for the year.

What does the fund invest in?

Actual investment mix

This shows the types of assets that the fund invests in.



SuperLife: Overseas Shares Currency Hedged Fund

Target investment mix

This shows the mix of assets that the fund generally intends to invest in.

Cash and cash equivalents	0.00%
New Zealand fixed interest	0.00%
International fixed interest	0.00%
Australasian equities	0.00%
International equities	100.00%
Listed property	0.00%
Unlisted property	0.00%
Other	0.00%

Top ten investments

	Name	Percentage of fund net assets	Type	Country	Credit rating (if applicable)
1	SSgA International Equities Index Trust (Hedged) (SGAIEIH)	96.47%	Fund	Australia	n/a
2	Foreign exchange hedging contract	2.87%	Cash & cash equivalents	Australia	n/a
3	Cash deposit (ASB Bank)	1.32%	Cash & cash equivalents	New Zealand	AA-
4					
5					
6					
7					
8					
9					
10					

The top 10 investments make up 100.66% of the fund.

5

Key personnel

This shows the directors and employees who have the most influence on the investment decisions of the fund.

Name	Current position	Time in current position	Previous or other positions	Time in previous or other position
Michael Chamberlain	Director, Investments	17 years 0 months		
Owen Nash	Director, Investment Committee	14 years 0 months		
John O'Reilly	GM, Investment Operations	6 years 8 months		
Ryan Gillanders	Investment Analyst	6 years 9 months		
Anna Ong	Finance Accountant	4 years 4 months		



SuperLife: Overseas Shares Currency Hedged Fund

Further information:

Electronic disclosure of this information

Most of the information contained in this statement, including some additional information, is available in a spreadsheet at www.superlife.co.nz/data_files/ADS/2015_Mar/Overseas_Shares_currency_hedged_data.xls.

Notes


- ¹ Returns in this statement are after tax at the highest prescribed investor rate (PIR) of tax for an individual New Zealand resident. Your tax rate may be lower.
- ² Fund fees are fees charged as a percentage of a member's interest in the fund (i.e. as a percentage of their KiwiSaver Account balance).
- ³ Membership fees are the fixed dollar charges for membership in the KiwiSaver scheme. It is deducted at \$2.75 a month from your KiwiSaver Account. If you invest in more than one fund of SuperLife, only one administration fee is deducted.
- ⁴ The average annual return is the average return since the start of the fund. It therefore includes the period prior to the completion of the first complete tax year. It is not the average of the bars shown in the graph.
- ⁵ In addition to the investments, the fund had current assets/liabilities. As a result the total value of the investments is different to the net asset value.

Manager's certificate

On behalf of SuperLife Limited, as the manager of the KiwiSaver scheme known as SuperLife (KSS 10022), we state:

1. This disclosure statement has been prepared for the purposes of the KiwiSaver (Periodic Disclosure) Regulations 2013 ("**Regulations**");
2. To the best of our knowledge after making reasonable enquiry, all information required by the Regulations has been disclosed in accordance with these Regulations and the information presented is accurate;
3. This disclosure statement does not contain any statement that is likely to deceive or mislead with regard to any particular that would be material to an offer of an interest in SuperLife.


Michael Chamberlain, Director


Owen Nash, Director

1 May 2015
Date

Annual Disclosure Statement for 1 April 2014 to 31 March 2015 SuperLife

Overseas Shares (Unhedged) Fund

What is the purpose of this statement?

This statement provides key information about the SuperLife Overseas Shares (Unhedged) Fund. It tells you how the fund has performed and what fees it charged, and will help you to compare it with other funds. We prepared this statement in accordance with the KiwiSaver (Periodic Disclosure) Regulations 2013. This information is not audited and may be updated.

Description of the fund

The fund invests on a passive basis in global (non-Australasian) index share products and is exposed to the risks of exchange rate movements. Returns should be measured over a 7 to 10 year period.

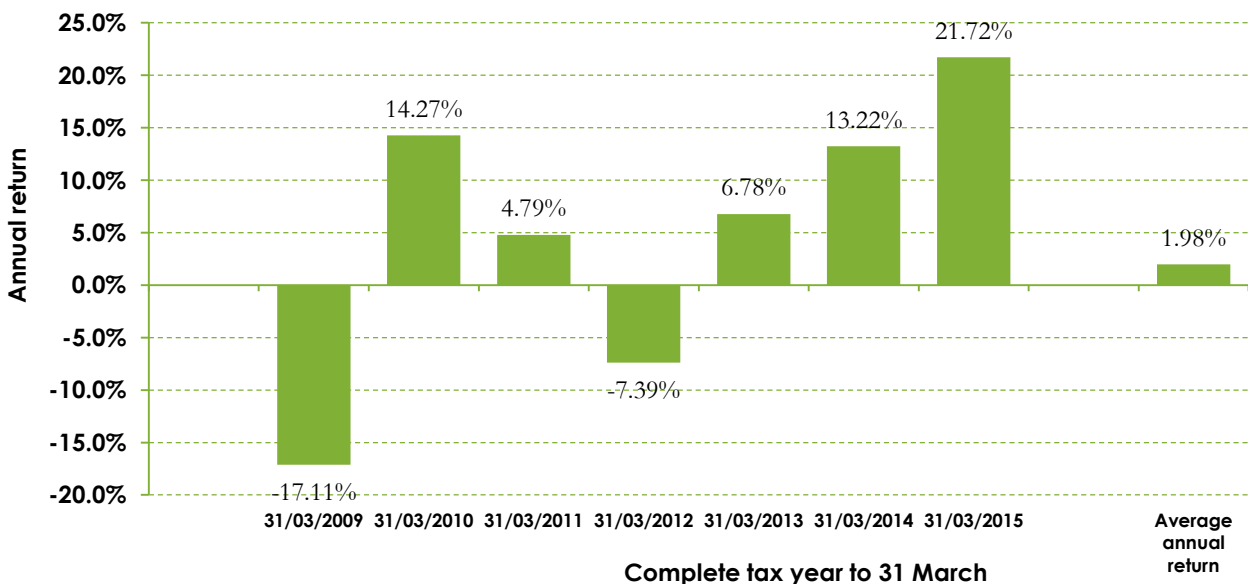
Total value of the fund:	\$14,209,613
Number of members in the fund:	3,135
Date the fund started:	2 October 2007

How has the fund performed?

	Past five years	Past year
Annual return: (after deductions for fund fees and tax ¹)	7.39%	21.72%

How has the fund performed in the past?

This shows the return after fund fees and taxes for each tax year since the fund started and the **average annual return**⁴ since the fund started. It's important to note that this does not tell you how the fund will perform in the future.



SuperLife: Overseas Shares (Unhedged) Fund

What fees were members charged?

The returns above are after deductions for **fund fees**². Over the past year these were:

Total fund fees:	0.61% of members' investments
<i>Which are made up of:</i>	
Annual management fee:	0.56%
Performance-based fees:	0.00%
Other fees and costs:	0.05%

Members were also charged **membership fees**³ of \$33 over the year.

Members may also be charged fees for specific actions or decisions (e.g. transferring to another KiwiSaver scheme). See http://www.SuperLife.co.nz/documents/kiwisaver_fees.pdf for more information about these fees.

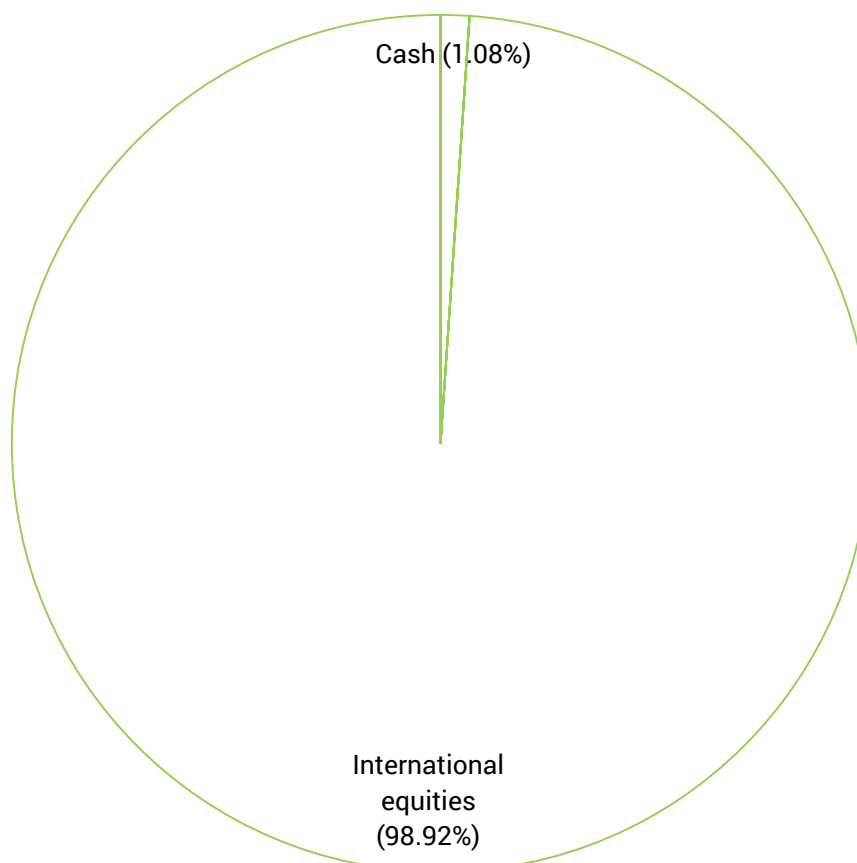
Example of how this applies to a member

Michael had \$10,000 in the fund at the start of the year and did not make any further contributions. At the end of the year, Michael received a return after fund fees and taxes were deducted of \$2,169.00 (that's 21.69% of his initial \$10,000). Michael also paid \$33.00 in membership fees. This gives Michael a total return of \$2,136.00 for the year.

What does the fund invest in?

Actual investment mix

This shows the types of assets that the fund invests in.



SuperLife: Overseas Shares (Unhedged) Fund

Target investment mix

This shows the mix of assets that the fund generally intends to invest in.

Cash and cash equivalents	0.00%
New Zealand fixed interest	0.00%
International fixed interest	0.00%
Australasian equities	0.00%
International equities	100.00%
Listed property	0.00%
Unlisted property	0.00%
Other	0.00%

Top ten investments

	Name	Percentage of fund net assets	Type	Country	Credit rating (if applicable)
1	SSgA International Equities Index Trust (Unhedged) (SGAIEIT)	100.63%	Fund	Australia	n/a
2	Cash deposit (ASB Bank)	1.08%	Cash & cash equivalents	New Zealand	AA-
3					
4					
5					
6					
7					
8					
9					
10					

The top 10 investments make up 101.71% of the fund.

5

Key personnel

This shows the directors and employees who have the most influence on the investment decisions of the fund.

Name	Current position	Time in current position	Previous or other positions	Time in previous or other position
Michael Chamberlain	Director, Investments	17 years 0 months		
Owen Nash	Director, Investment Committee	14 years 0 months		
John O'Reilly	GM, Investment Operations	6 years 8 months		
Ryan Gillanders	Investment Analyst	6 years 9 months		
Anna Ong	Finance Accountant	4 years 4 months		

SuperLife: Overseas Shares (Unhedged) Fund

Further information:

Electronic disclosure of this information

Most of the information contained in this statement, including some additional information, is available in a spreadsheet at www.superlife.co.nz/data_files/ADS/2015_Mar/Overseas_Shares_Unhedged_data.xls.

Notes

- ¹ Returns in this statement are after tax at the highest prescribed investor rate (PIR) of tax for an individual New Zealand resident. Your tax rate may be lower.
- ² Fund fees are fees charged as a percentage of a member's interest in the fund (i.e. as a percentage of their KiwiSaver Account balance).
- ³ Membership fees are the fixed dollar charges for membership in the KiwiSaver scheme. It is deducted at \$2.75 a month from your KiwiSaver Account. If you invest in more than one fund of SuperLife, only one administration fee is deducted.
- ⁴ The average annual return is the average return since the start of the fund. It therefore includes the period prior to the completion of the first complete tax year. It is not the average of the bars shown in the graph.
- ⁵ In addition to the investments, the fund had current assets/liabilities. As a result the total value of the investments is different to the net asset value.

Manager's certificate

On behalf of SuperLife Limited, as the manager of the KiwiSaver scheme known as SuperLife (KSS 10022), we state:

1. This disclosure statement has been prepared for the purposes of the KiwiSaver (Periodic Disclosure) Regulations 2013 ("**Regulations**");
2. To the best of our knowledge after making reasonable enquiry, all information required by the Regulations has been disclosed in accordance with these Regulations and the information presented is accurate;
3. This disclosure statement does not contain any statement that is likely to deceive or mislead with regard to any particular that would be material to an offer of an interest in SuperLife.


Michael Chamberlain, Director


Owen Nash, Director

1 May 2015
Date

Annual Disclosure Statement for 1 April 2014 to 31 March 2015
SuperLife

Emerging Markets Fund

What is the purpose of this statement?

This statement provides key information about the SuperLife Emerging Markets Fund. It tells you how the fund has performed and what fees it charged, and will help you to compare it with other funds. We prepared this statement in accordance with the KiwiSaver (Periodic Disclosure) Regulations 2013. This information is not audited and may be updated.

Description of the fund

The fund invests on a passive basis in a range of global share products focused on emerging markets and is exposed to the risks of exchange rate movements. Investment decisions take into account the investment outlook on a 5 to 7 year time horizon and returns should be measured over a 7 to 10 year period.

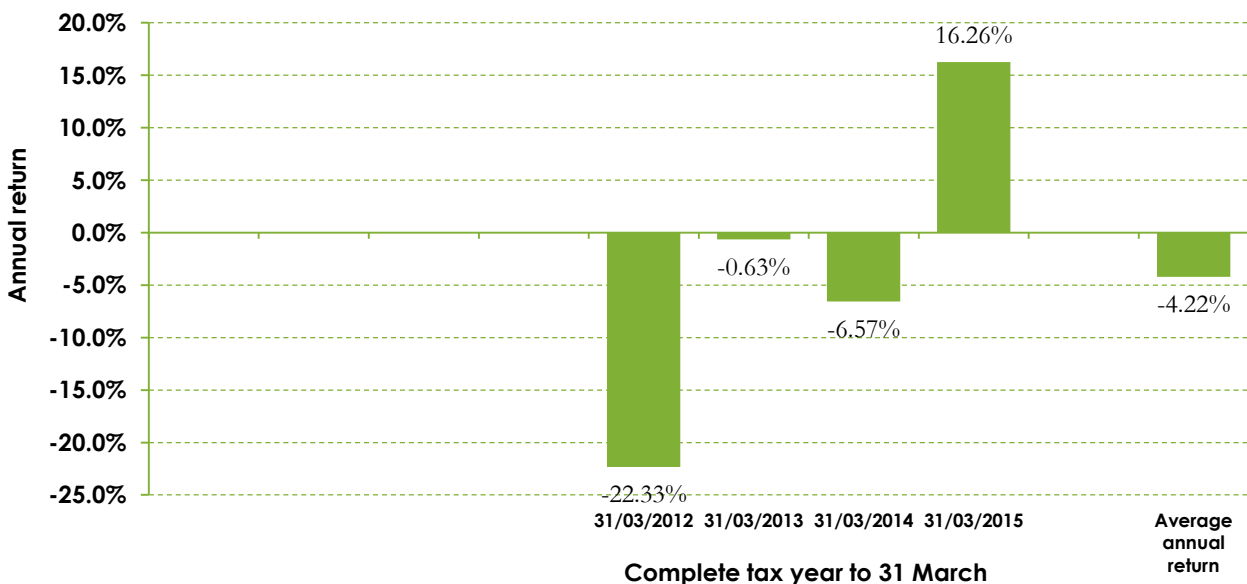
Total value of the fund:	\$6,715,069
Number of members in the fund:	2,479
Date the fund started:	27 January 2011

How has the fund performed?

	Past five years	Past year
Annual return: (after deductions for fund fees and tax ¹)	n/a	16.26%

How has the fund performed in the past?

This shows the return after fund fees and taxes for each tax year since the fund started and the **average annual return**⁴ since the fund started. It's important to note that this does not tell you how the fund will perform in the future.



SuperLife: Emerging Markets Fund

What fees were members charged?

The returns above are after deductions for **fund fees**². Over the past year these were:

Total fund fees:	1.10% of members' investments
<i>Which are made up of:</i>	
Annual management fee:	1.04%
Performance-based fees:	0.00%
Other fees and costs:	0.06%

Members were also charged **membership fees**³ of \$33 over the year.

Members may also be charged fees for specific actions or decisions (e.g. transferring to another KiwiSaver scheme). See http://www.SuperLife.co.nz/documents/kiwisaver_fees.pdf for more information about these fees.

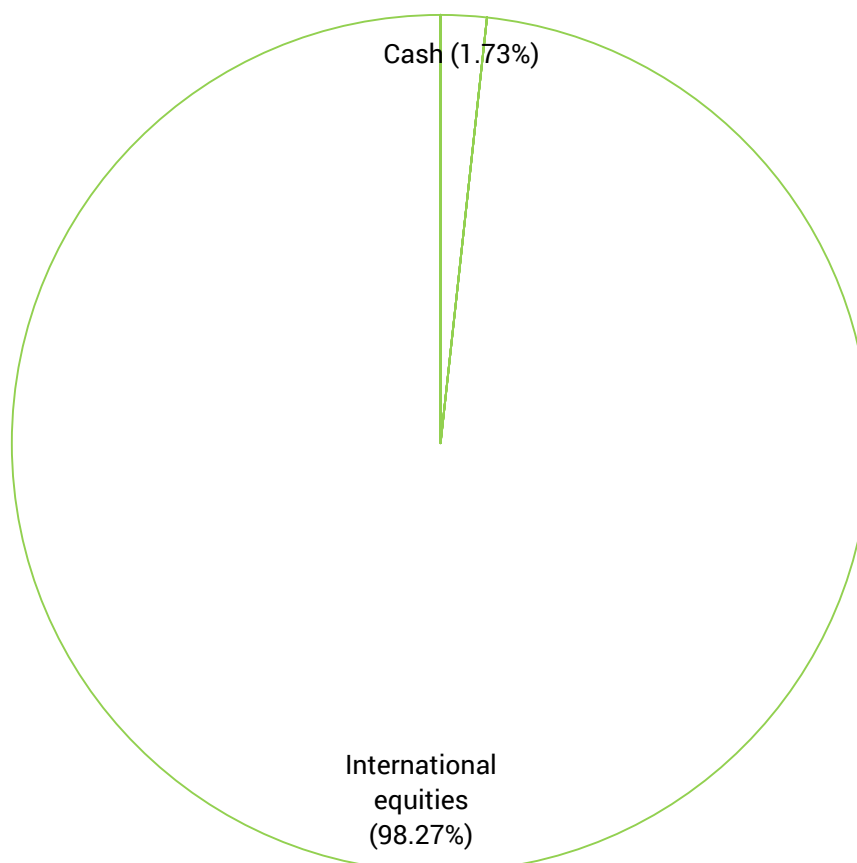
Example of how this applies to a member

Michael had \$10,000 in the fund at the start of the year and did not make any further contributions. At the end of the year, Michael received a return after fund fees and taxes were deducted of \$1,624.00 (that's 16.24% of his initial \$10,000). Michael also paid \$33.00 in membership fees. This gives Michael a total return of \$1,591.00 for the year.

What does the fund invest in?

Actual investment mix

This shows the types of assets that the fund invests in.



SuperLife: Emerging Markets Fund

Target investment mix

This shows the mix of assets that the fund generally intends to invest in.

Cash and cash equivalents	0.00%
New Zealand fixed interest	0.00%
International fixed interest	0.00%
Australasian equities	0.00%
International equities	100.00%
Listed property	0.00%
Unlisted property	0.00%
Other	0.00%

Top ten investments

	Name	Percentage of fund net assets	Type	Country	Credit rating (if applicable)
1	Vanguard Emerging Markets Shares Index Fund (VAN0005AU)	57.01%	Fund	Australia	n/a
2	PFS Somerset EM Dividend Growth Fund A Accumulation (B4Q0711)	30.19%	Fund	United Kingdom	n/a
3	PFS Somerset EM Small Cap Fund B Accumulation (B3M2G51)	7.03%	Fund	United Kingdom	n/a
4	IShares S&P India Nifty 50 Index Fund (INDY)	5.25%	Fund	United States	n/a
5	Cash deposit (ASB Bank)	1.73%	Cash & cash equivalents	New Zealand	AA-
6					
7					
8					
9					
10					

The top 10 investments make up 101.21% of the fund.

5

Key personnel

This shows the directors and employees who have the most influence on the investment decisions of the fund.

Name	Current position	Time in current position	Previous or other positions	Time in previous or other position
Michael Chamberlain	Director, Investments	17 years 0 months		
Owen Nash	Director, Investment Committee	14 years 0 months		
John O'Reilly	GM, Investment Operations	6 years 8 months		
Ryan Gillanders	Investment Analyst	6 years 9 months		
Anna Ong	Finance Accountant	4 years 4 months		



SuperLife: Emerging Markets Fund

Further information:

Electronic disclosure of this information

Most of the information contained in this statement, including some additional information, is available in a spreadsheet at www.superlife.co.nz/data_files/ADS/2015_Mar/Emerging_market_shares_data.xls.

Notes


- ¹ Returns in this statement are after tax at the highest prescribed investor rate (PIR) of tax for an individual New Zealand resident. Your tax rate may be lower.
- ² Fund fees are fees charged as a percentage of a member's interest in the fund (i.e. as a percentage of their KiwiSaver Account balance).
- ³ Membership fees are the fixed dollar charges for membership in the KiwiSaver scheme. It is deducted at \$2.75 a month from your KiwiSaver Account. If you invest in more than one fund of SuperLife, only one administration fee is deducted.
- ⁴ The average annual return is the average return since the start of the fund. It therefore includes the period prior to the completion of the first complete tax year. It is not the average of the bars shown in the graph.
- ⁵ In addition to the investments, the fund had current assets/liabilities. As a result the total value of the investments is different to the net asset value.

Manager's certificate

On behalf of SuperLife Limited, as the manager of the KiwiSaver scheme known as SuperLife (KSS 10022), we state:

1. This disclosure statement has been prepared for the purposes of the KiwiSaver (Periodic Disclosure) Regulations 2013 ("**Regulations**");
2. To the best of our knowledge after making reasonable enquiry, all information required by the Regulations has been disclosed in accordance with these Regulations and the information presented is accurate;
3. This disclosure statement does not contain any statement that is likely to deceive or mislead with regard to any particular that would be material to an offer of an interest in SuperLife.


Michael Chamberlain, Director


Owen Nash, Director

1 May 2015
Date

Annual Disclosure Statement for 1 April 2014 to 31 March 2015
SuperLife

SuperLife Income Fund

What is the purpose of this statement?

This statement provides key information about the SuperLife SuperLife Income Fund. It tells you how the fund has performed and what fees it charged, and will help you to compare it with other funds. We prepared this statement in accordance with the KiwiSaver (Periodic Disclosure) Regulations 2013. This information is not audited and may be updated.

Description of the fund

The fund invests in the three fixed interest SuperLife Pools and the Cash Pool, reflecting our view of the risk and return outlook of the NZ and global fixed interest markets. Investment decisions take into account the investment and interest rate outlook on a 1 to 3 year time horizon and returns should be measured over a 3 to 5 year period.

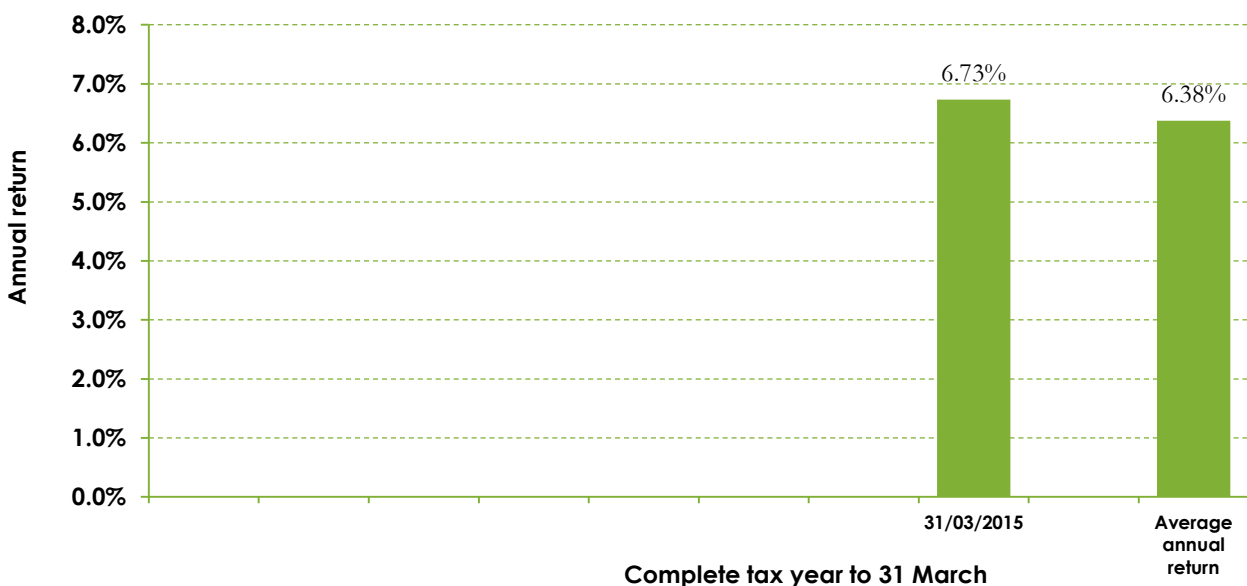
Total value of the fund:	\$57,141,229
Number of members in the fund:	14,029
Date the fund started:	13 September 2013

How has the fund performed?

	Past five years	Past year
Annual return: (after deductions for fund fees and tax ¹)	n/a	6.73%

How has the fund performed in the past?

This shows the return after fund fees and taxes for each tax year since the fund started and the **average annual return**⁴ since the fund started. It's important to note that this does not tell you how the fund will perform in the future.



SuperLife: SuperLife Income Fund

What fees were members charged?

The returns above are after deductions for **fund fees**². Over the past year these were:

Total fund fees:	0.62% of members' investments
<i>Which are made up of:</i>	
Annual management fee:	0.57%
Performance-based fees:	0.00%
Other fees and costs:	0.05%

Members were also charged **membership fees**³ of \$33 over the year.

Members may also be charged fees for specific actions or decisions (e.g. transferring to another KiwiSaver scheme). See http://www.SuperLife.co.nz/documents/kiwisaver_fees.pdf for more information about these fees.

Example of how this applies to a member

Michael had \$10,000 in the fund at the start of the year and did not make any further contributions. At the end of the year, Michael received a return after fund fees and taxes were deducted of \$672.00 (that's 6.72% of his initial \$10,000). Michael also paid \$33.00 in membership fees. This gives Michael a total return of \$639.00 for the year.

What does the fund invest in?

Actual investment mix

This shows the types of assets that the fund invests in.



SuperLife: SuperLife Income Fund

Target investment mix

This shows the mix of assets that the fund generally intends to invest in.

Cash and cash equivalents	0.00%
New Zealand fixed interest	50.00%
International fixed interest	50.00%
Australasian equities	0.00%
International equities	0.00%
Listed property	0.00%
Unlisted property	0.00%
Other	0.00%

Top ten investments

	Name	Percentage of fund net assets	Type	Country	Credit rating (if applicable)
1	Vanguard International Credit Securities Index Fund (Hedged) (VANICSI)	42.06%	Fund	Australia	n/a
2	Foreign exchange hedging contract	2.75%	Cash & cash equivalents	Australia	n/a
3	SSgA Global Broad Investment Grade Fixed Income Trust (SGAGBIG)	2.53%	Fund	Australia	n/a
4	Bank Of New Zealand 250619 5.57 CB (BNZ0619A)	2.43%	New Zealand Fixed Interest	New Zealand	AA-
5	TCNZ Finance Ltd 251019 5.25 CB (TCN1019A)	2.29%	New Zealand Fixed Interest	New Zealand	A-
6	New Zealand 150423 5.5 GB (NZG0423)	2.22%	New Zealand Fixed Interest	New Zealand	AA+
7	Rabo FRN 081017 (RAB017A)	2.19%	New Zealand Fixed Interest	New Zealand	BBB-
8	Rabobank Nederland New Zealand 190319 6.10 CB (RAB0319A)	1.73%	New Zealand Fixed Interest	New Zealand	A+
9	Fonterra Cooperative Group Ltd 250222 5.90 CB (FON0222A)	1.67%	New Zealand Fixed Interest	New Zealand	A
10	ANZ Bank New Zealand Ltd 270219 5.43 CB (ANZ0219A)	1.51%	New Zealand Fixed Interest	New Zealand	AA-

The top 10 investments make up 61.38% of the fund.

Key personnel

This shows the directors and employees who have the most influence on the investment decisions of the fund.

Name	Current position	Time in current position	Previous or other positions	Time in previous or other position
Michael Chamberlain	Director, Investments	17 years 0 months		
Owen Nash	Director, Investment Committee	14 years 0 months		
John O'Reilly	GM, Investment Operations	6 years 8 months		
Ryan Gillanders	Investment Analyst	6 years 9 months		
Anna Ong	Finance Accountant	4 years 4 months		

SuperLife: SuperLife Income Fund

Further information:

Electronic disclosure of this information

Most of the information contained in this statement, including some additional information, is available in a spreadsheet at www.superlife.co.nz/data_files/ADS/2015_Mar/SuperLife_Income_data.xls.

Notes


- ¹ Returns in this statement are after tax at the highest prescribed investor rate (PIR) of tax for an individual New Zealand resident. Your tax rate may be lower.
- ² Fund fees are fees charged as a percentage of a member's interest in the fund (i.e. as a percentage of their KiwiSaver Account balance).
- ³ Membership fees are the fixed dollar charges for membership in the KiwiSaver scheme. It is deducted at \$2.75 a month from your KiwiSaver Account. If you invest in more than one fund of SuperLife, only one administration fee is deducted.
- ⁴ The average annual return is the average return since the start of the fund. It therefore includes that part of the tax year to 31 March 2014 that it operated.

Manager's certificate

On behalf of SuperLife Limited, as the manager of the KiwiSaver scheme known as SuperLife (KSS 10022), we state:

1. This disclosure statement has been prepared for the purposes of the KiwiSaver (Periodic Disclosure) Regulations 2013 ("**Regulations**");
2. To the best of our knowledge after making reasonable enquiry, all information required by the Regulations has been disclosed in accordance with these Regulations and the information presented is accurate;
3. This disclosure statement does not contain any statement that is likely to deceive or mislead with regard to any particular that would be material to an offer of an interest in SuperLife.


Michael Chamberlain, Director


Owen Nash, Director

1 May 2015
Date

Annual Disclosure Statement for 1 April 2014 to 31 March 2015
SuperLife

SuperLife 30 Fund

What is the purpose of this statement?

This statement provides key information about the SuperLife SuperLife 30 Fund. It tells you how the fund has performed and what fees it charged, and will help you to compare it with other funds. We prepared this statement in accordance with the KiwiSaver (Periodic Disclosure) Regulations 2013. This information is not audited and may be updated.

Description of the fund

The fund invests in the ten single sector SuperLife Pools and targets to have, over the long term, 30% of its assets in the property and share Pools and 70% of its assets in the cash and bond Pools. Decisions are based on our view of the investment and economic outlook of the different sectors, on a 1 to 3 year time horizon and returns should be measured over a 3 to 5 year period.

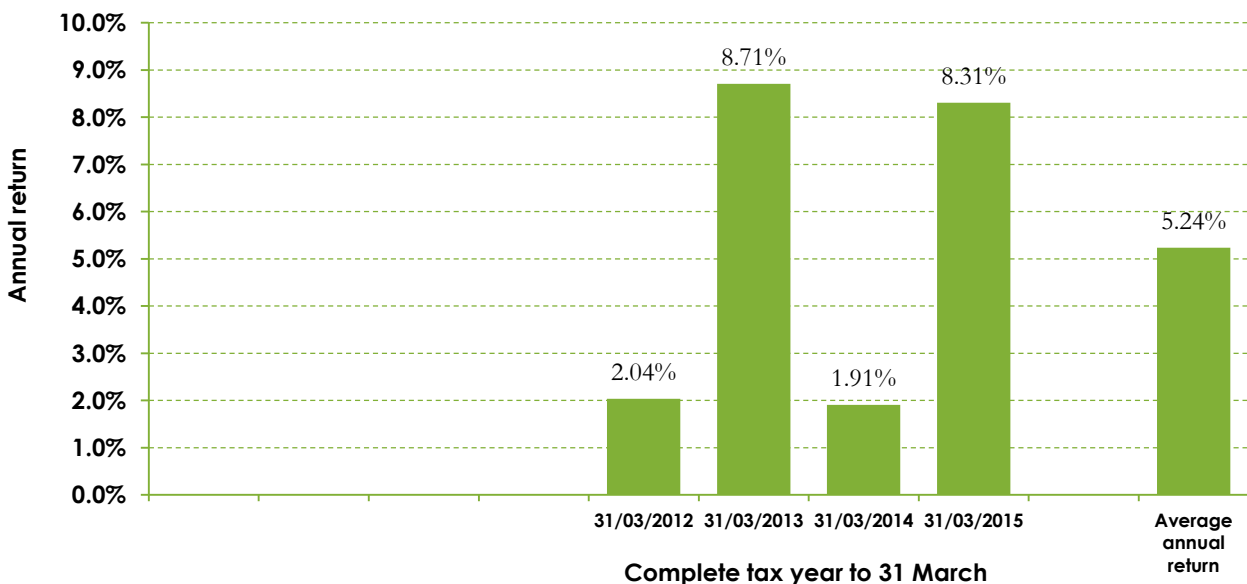
Total value of the fund:	\$1,756,773
Number of members in the fund:	105
Date the fund started:	11 October 2010

How has the fund performed?

	Past five years	Past year
Annual return: (after deductions for fund fees and tax ¹)	n/a	8.31%

How has the fund performed in the past?

This shows the return after fund fees and taxes for each tax year since the fund started and the **average annual return**⁴ since the fund started. It's important to note that this does not tell you how the fund will perform in the future.



SuperLife: SuperLife 30 Fund

What fees were members charged?

The returns above are after deductions for **fund fees**². Over the past year these were:

Total fund fees:	0.64% of members' investments
<i>Which are made up of:</i>	
Annual management fee:	0.59%
Performance-based fees:	0.00%
Other fees and costs:	0.05%

Members were also charged **membership fees**³ of \$33 over the year.

Members may also be charged fees for specific actions or decisions (e.g. transferring to another KiwiSaver scheme). See http://www.SuperLife.co.nz/documents/kiwisaver_fees.pdf for more information about these fees.

Example of how this applies to a member

Michael had \$10,000 in the fund at the start of the year and did not make any further contributions. At the end of the year, Michael received a return after fund fees and taxes were deducted of \$830.00 (that's 8.30% of his initial \$10,000). Michael also paid \$33.00 in membership fees. This gives Michael a total return of \$797.00 for the year.

What does the fund invest in?

Actual investment mix

This shows the types of assets that the fund invests in.



SuperLife: SuperLife 30 Fund

Target investment mix

This shows the mix of assets that the fund generally intends to invest in.

Cash and cash equivalents	5.00%
New Zealand fixed interest	32.50%
International fixed interest	32.50%
Australasian equities	12.50%
International equities	12.50%
Listed property	5.00%
Unlisted property	0.00%
Other	0.00%

Top ten investments

	Name	Percentage of fund net assets	Type	Country	Credit rating (if applicable)
1	Vanguard International Credit Securities Index Fund (Hedged) (VANICSI)	27.64%	Fund	Australia	n/a
2	SSgA International Equities Index Trust (Hedged) (SGAIEIH)	5.01%	Fund	Australia	n/a
3	Vanguard Emerging Markets Shares Index Fund (VAN0005AU)	2.04%	Fund	Australia	n/a
4	Foreign exchange hedging contract	1.81%	Cash & cash equivalents	Australia	n/a
5	SSgA Global Broad Investment Grade Fixed Income Trust (SGAGBIG)	1.66%	Fund	Australia	n/a
6	Bank Of New Zealand 250619 5.57 CB (BNZ0619A)	1.60%	New Zealand Fixed Interest	New Zealand	AA-
7	TCNZ Finance Ltd 251019 5.25 CB (TCN1019A)	1.51%	New Zealand Fixed Interest	New Zealand	A-
8	New Zealand 150423 5.5 GB (NZG0423)	1.46%	New Zealand Fixed Interest	New Zealand	AA+
9	Rabo FRN 081017 (RAB017A)	1.44%	New Zealand Fixed Interest	New Zealand	BBB-
10	SSgA International Equities Index Trust (Unhedged) (SGAIEIT)	1.16%	Fund	Australia	n/a

The top 10 investments make up 45.33% of the fund.

Key personnel

This shows the directors and employees who have the most influence on the investment decisions of the fund.

Name	Current position	Time in current position	Previous or other positions	Time in previous or other position
Michael Chamberlain	Director, Investments	17 years 0 months		
Owen Nash	Director, Investment Committee	14 years 0 months		
John O'Reilly	GM, Investment Operations	6 years 8 months		
Ryan Gillanders	Investment Analyst	6 years 9 months		
Anna Ong	Finance Accountant	4 years 4 months		

SuperLife: SuperLife 30 Fund

Further information:

Electronic disclosure of this information

Most of the information contained in this statement, including some additional information, is available in a spreadsheet at www.superlife.co.nz/data_files/ADS/2015_Mar/SuperLife_30_data.xls.

Notes


- ¹ Returns in this statement are after tax at the highest prescribed investor rate (PIR) of tax for an individual New Zealand resident. Your tax rate may be lower.
- ² Fund fees are fees charged as a percentage of a member's interest in the fund (i.e. as a percentage of their KiwiSaver Account balance).
- ³ Membership fees are the fixed dollar charges for membership in the KiwiSaver scheme. It is deducted at \$2.75 a month from your KiwiSaver Account. If you invest in more than one fund of SuperLife, only one administration fee is deducted.
- ⁴ The average annual return is the average return since the start of the fund. It therefore includes the period prior to the completion of the first complete tax year. It is not the average of the bars shown in the graph.

Manager's certificate

On behalf of SuperLife Limited, as the manager of the KiwiSaver scheme known as SuperLife (KSS 10022), we state:

1. This disclosure statement has been prepared for the purposes of the KiwiSaver (Periodic Disclosure) Regulations 2013 ("**Regulations**");
2. To the best of our knowledge after making reasonable enquiry, all information required by the Regulations has been disclosed in accordance with these Regulations and the information presented is accurate;
3. This disclosure statement does not contain any statement that is likely to deceive or mislead with regard to any particular that would be material to an offer of an interest in SuperLife.


Michael Chamberlain, Director


Owen Nash, Director

1 May 2015
Date

Annual Disclosure Statement for 1 April 2014 to 31 March 2015 SuperLife

SuperLife 60 Fund

What is the purpose of this statement?

This statement provides key information about the SuperLife SuperLife 60 Fund. It tells you how the fund has performed and what fees it charged, and will help you to compare it with other funds. We prepared this statement in accordance with the KiwiSaver (Periodic Disclosure) Regulations 2013. This information is not audited and may be updated.

Description of the fund

The fund invests in the ten single sector SuperLife Pools and targets to have, over the long term, 60% of its assets in the property and share Pools and 40% of its assets in the cash and bond Pools. Decisions are based on our view of the investment and economic outlook of the different sectors, on a 3 to 5 year time horizon and returns should be measured over a 5 to 7 year period.

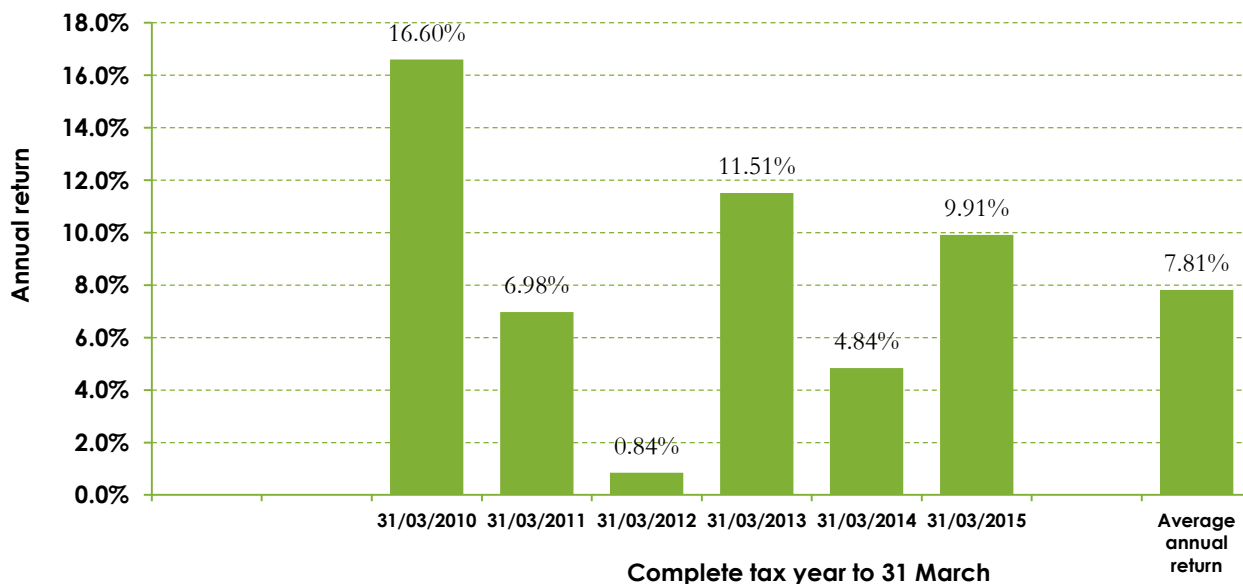
Total value of the fund:	\$12,606,160
Number of members in the fund:	597
Date the fund started:	20 February 2009

How has the fund performed?

	Past five years	Past year
Annual return: (after deductions for fund fees and tax ¹)	6.75%	9.91%

How has the fund performed in the past?

This shows the return after fund fees and taxes for each tax year since the fund started and the **average annual return**⁴ since the fund started. It's important to note that this does not tell you how the fund will perform in the future.



SuperLife: SuperLife 60 Fund

What fees were members charged?

The returns above are after deductions for **fund fees**². Over the past year these were:

Total fund fees:	0.65% of members' investments
<i>Which are made up of:</i>	
Annual management fee:	0.60%
Performance-based fees:	0.00%
Other fees and costs:	0.05%

Members were also charged **membership fees**³ of \$33 over the year.

Members may also be charged fees for specific actions or decisions (e.g. transferring to another KiwiSaver scheme). See http://www.SuperLife.co.nz/documents/kiwisaver_fees.pdf for more information about these fees.

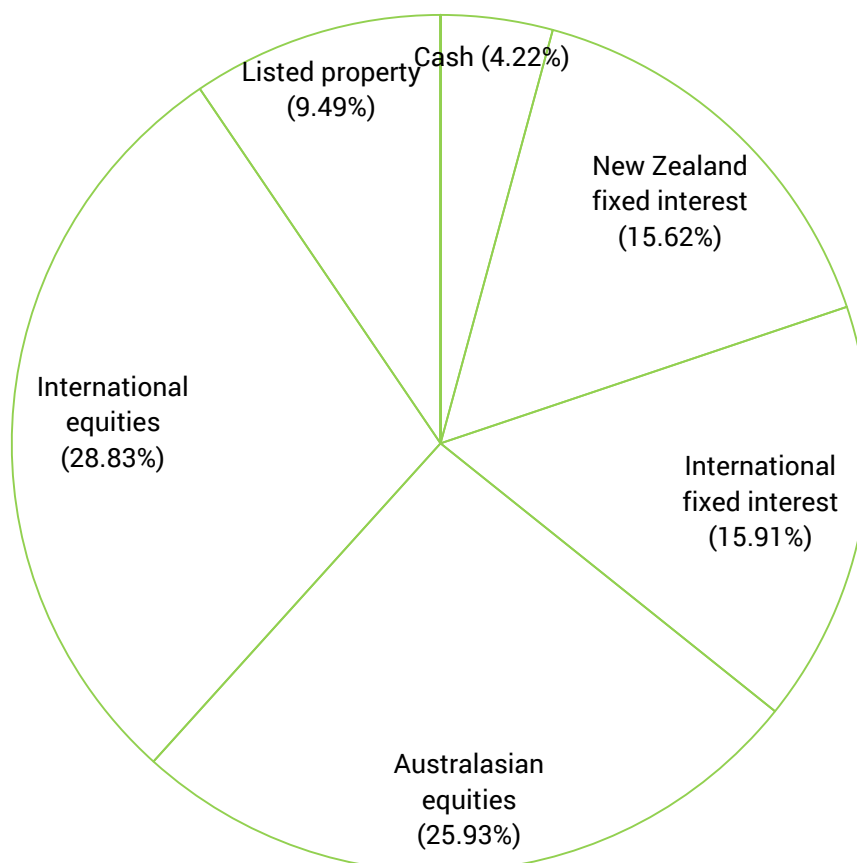
Example of how this applies to a member

Michael had \$10,000 in the fund at the start of the year and did not make any further contributions. At the end of the year, Michael received a return after fund fees and taxes were deducted of \$989.00 (that's 9.89% of his initial \$10,000). Michael also paid \$33.00 in membership fees. This gives Michael a total return of \$956.00 for the year.

What does the fund invest in?

Actual investment mix

This shows the types of assets that the fund invests in.



SuperLife: SuperLife 60 Fund

Target investment mix

This shows the mix of assets that the fund generally intends to invest in.

Cash and cash equivalents	5.00%
New Zealand fixed interest	17.50%
International fixed interest	17.50%
Australasian equities	12.50%
International equities	37.50%
Listed property	10.00%
Unlisted property	0.00%
Other	0.00%

Top ten investments

	Name	Percentage of fund net assets	Type	Country	Credit rating (if applicable)
1	SSgA International Equities Index Trust (Hedged) (SGAIEIH)	19.25%	Fund	Australia	n/a
2	Vanguard International Credit Securities Index Fund (Hedged) (VANICSI)	13.73%	Fund	Australia	n/a
3	SSgA International Equities Index Trust (Unhedged) (SGAIEIT)	4.82%	Fund	Australia	n/a
4	Vanguard Emerging Markets Shares Index Fund (VAN005AU)	2.53%	Fund	Australia	n/a
5	PFS Somerset EM Dividend Growth Fund A Accumulation (B4Q0711)	1.34%	Fund	United Kingdom	n/a
6	BHP Billiton Limited (BHP)	1.28%	Australasian Equities	Australia	n/a
7	Pacific Edge Limited (PEB)	1.14%	Australasian Equities	New Zealand	n/a
8	Vanguard International Property Securities Fund (hedged) (VAN0019)	1.05%	Fund	Australia	n/a
9	Foreign exchange hedging contract	0.90%	Cash & cash equivalents	Australia	n/a
10	SSgA Global Broad Investment Grade Fixed Income Trust (SGAGBIG)	0.82%	Fund	Australia	n/a

The top 10 investments make up 46.86% of the fund.

Key personnel

This shows the directors and employees who have the most influence on the investment decisions of the fund.

Name	Current position	Time in current position	Previous or other positions	Time in previous or other position
Michael Chamberlain	Director, Investments	17 years 0 months		
Owen Nash	Director, Investment Committee	14 years 0 months		
John O'Reilly	GM, Investment Operations	6 years 8 months		
Ryan Gillanders	Investment Analyst	6 years 9 months		
Anna Ong	Finance Accountant	4 years 4 months		

SuperLife: SuperLife 60 Fund

Further information:

Electronic disclosure of this information

Most of the information contained in this statement, including some additional information, is available in a spreadsheet at www.superlife.co.nz/data_files/ADS/2015_Mar/SuperLife_60_data.xls.

Notes


- ¹ Returns in this statement are after tax at the highest prescribed investor rate (PIR) of tax for an individual New Zealand resident. Your tax rate may be lower.
- ² Fund fees are fees charged as a percentage of a member's interest in the fund (i.e. as a percentage of their KiwiSaver Account balance).
- ³ Membership fees are the fixed dollar charges for membership in the KiwiSaver scheme. It is deducted at \$2.75 a month from your KiwiSaver Account. If you invest in more than one fund of SuperLife, only one administration fee is deducted.
- ⁴ The average annual return is the average return since the start of the fund. It therefore includes the period prior to the completion of the first complete tax year. It is not the average of the bars shown in the graph.

Manager's certificate

On behalf of SuperLife Limited, as the manager of the KiwiSaver scheme known as SuperLife (KSS 10022), we state:

1. This disclosure statement has been prepared for the purposes of the KiwiSaver (Periodic Disclosure) Regulations 2013 ("**Regulations**");
2. To the best of our knowledge after making reasonable enquiry, all information required by the Regulations has been disclosed in accordance with these Regulations and the information presented is accurate;
3. This disclosure statement does not contain any statement that is likely to deceive or mislead with regard to any particular that would be material to an offer of an interest in SuperLife.


Michael Chamberlain, Director


Owen Nash, Director

1 May 2015
Date

Annual Disclosure Statement for 1 April 2014 to 31 March 2015 SuperLife

SuperLife 80 Fund

What is the purpose of this statement?

This statement provides key information about the SuperLife SuperLife 80 Fund. It tells you how the fund has performed and what fees it charged, and will help you to compare it with other funds. We prepared this statement in accordance with the KiwiSaver (Periodic Disclosure) Regulations 2013. This information is not audited and may be updated.

Description of the fund

The fund invests in the ten single sector SuperLife Pools and targets to have, over the long term, 80% of its assets in the property and share Pools and 20% of its assets in the cash and bond Pools. Decisions are based on our view of the investment and economic outlook of the different sectors, on a 5 to 7 year time horizon and returns should be measured over a 7 to 10 year period.

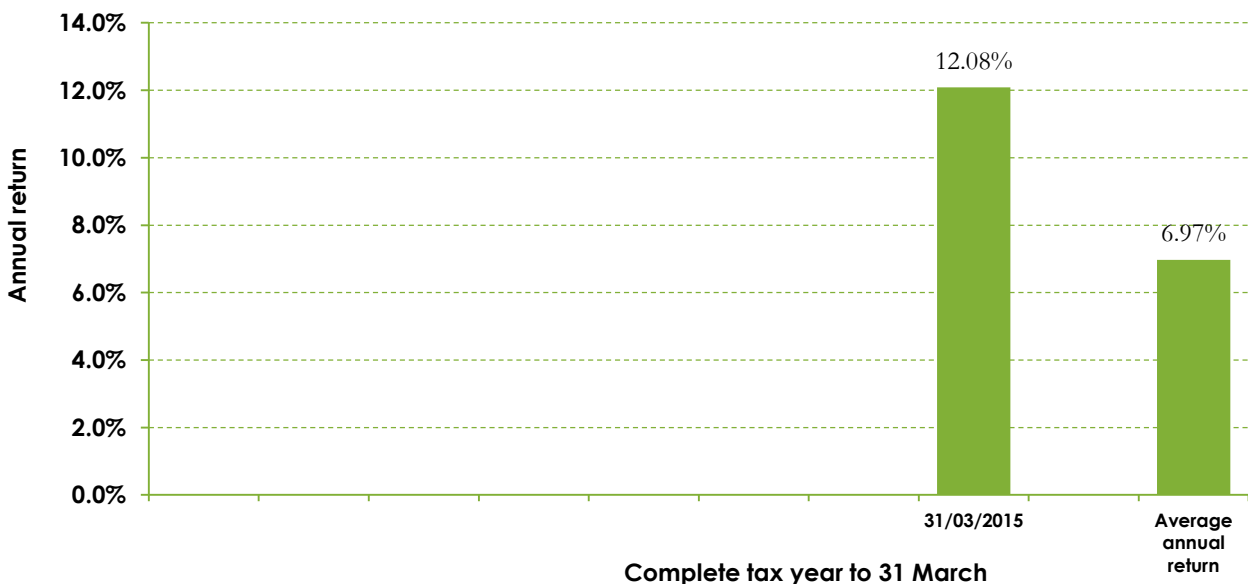
Total value of the fund:	\$2,864,980
Number of members in the fund:	152
Date the fund started:	13 September 2013

How has the fund performed?

	Past five years	Past year
Annual return: (after deductions for fund fees and tax ¹)	n/a	12.08%

How has the fund performed in the past?

This shows the return after fund fees and taxes for each tax year since the fund started and the **average annual return**⁴ since the fund started. It's important to note that this does not tell you how the fund will perform in the future.



SuperLife: SuperLife 80 Fund

What fees were members charged?

The returns above are after deductions for **fund fees**². Over the past year these were:

Total fund fees:	0.68% of members' investments
<i>Which are made up of:</i>	
Annual management fee:	0.62%
Performance-based fees:	0.00%
Other fees and costs:	0.06%

Members were also charged **membership fees**³ of \$33 over the year.

Members may also be charged fees for specific actions or decisions (e.g. transferring to another KiwiSaver scheme). See http://www.SuperLife.co.nz/documents/kiwisaver_fees.pdf for more information about these fees.

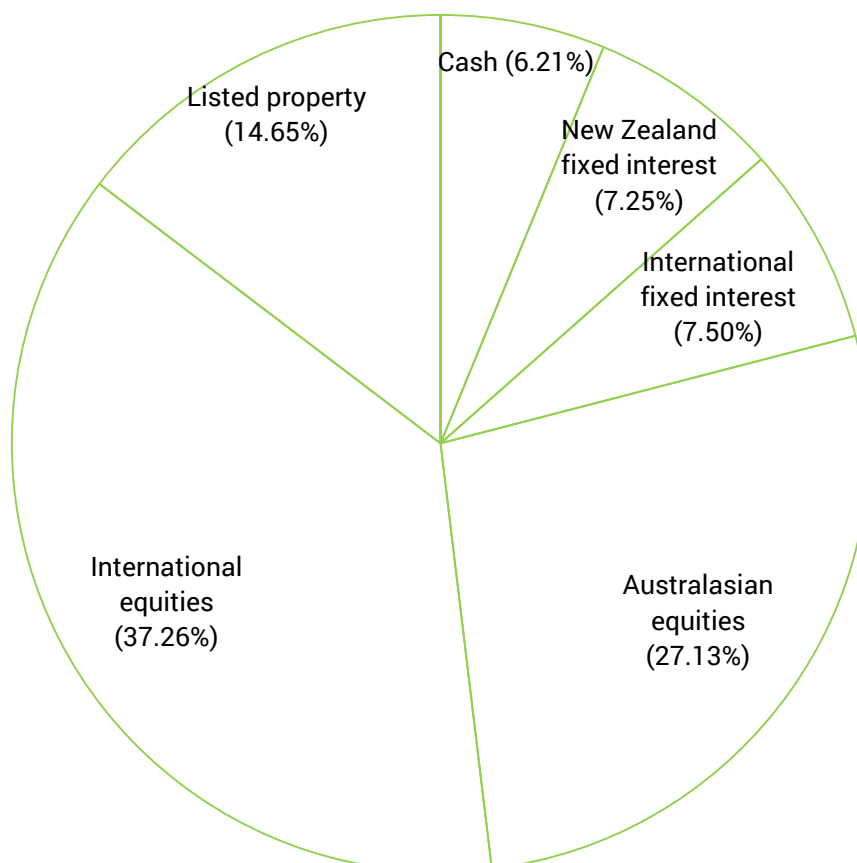
Example of how this applies to a member

Michael had \$10,000 in the fund at the start of the year and did not make any further contributions. At the end of the year, Michael received a return after fund fees and taxes were deducted of \$1,206.00 (that's 12.06% of his initial \$10,000). Michael also paid \$33.00 in membership fees. This gives Michael a total return of \$1,173.00 for the year.

What does the fund invest in?

Actual investment mix

This shows the types of assets that the fund invests in.



SuperLife: SuperLife 80 Fund

Target investment mix

This shows the mix of assets that the fund generally intends to invest in.

Cash and cash equivalents	5.00%
New Zealand fixed interest	7.50%
International fixed interest	7.50%
Australasian equities	20.00%
International equities	45.00%
Listed property	15.00%
Unlisted property	0.00%
Other	0.00%

Top ten investments

	Name	Percentage of fund net assets	Type	Country	Credit rating (if applicable)
1	SSgA International Equities Index Trust (Hedged) (SGAIEIH)	18.11%	Fund	Australia	n/a
2	SSgA International Equities Index Trust (Unhedged) (SGAIEIT)	8.21%	Fund	Australia	n/a
3	Vanguard International Credit Securities Index Fund (Hedged) (VANICSI)	6.45%	Fund	Australia	n/a
4	Vanguard Emerging Markets Shares Index Fund (VAN0005AU)	6.06%	Fund	Australia	n/a
5	PFS Somerset EM Dividend Growth Fund A Accumulation (B4Q0711)	3.21%	Fund	United Kingdom	n/a
6	BHP Billiton Limited (BHP)	1.69%	Australasian Equities	Australia	n/a
7	Vanguard International Property Securities Fund (hedged) (VAN0019)	1.62%	Fund	Australia	n/a
8	Blackmores Limited (BKL)	0.99%	Australasian Equities	Australia	n/a
9	Westpac Banking Corporation (WBC)	0.93%	Australasian Equities	Australia	n/a
10	Pacific Edge Limited (PEB)	0.92%	Australasian Equities	New Zealand	n/a

The top 10 investments make up 48.19% of the fund.

Key personnel

This shows the directors and employees who have the most influence on the investment decisions of the fund.

Name	Current position	Time in current position	Previous or other positions	Time in previous or other position
Michael Chamberlain	Director, Investments	17 years 0 months		
Owen Nash	Director, Investment Committee	14 years 0 months		
John O'Reilly	GM, Investment Operations	6 years 8 months		
Ryan Gillanders	Investment Analyst	6 years 9 months		
Anna Ong	Finance Accountant	4 years 4 months		

SuperLife: SuperLife 80 Fund

Further information:

Electronic disclosure of this information

Most of the information contained in this statement, including some additional information, is available in a spreadsheet at www.superlife.co.nz/data_files/ADS/2015_Mar/SuperLife_80_data.xls.

Notes


- ¹ Returns in this statement are after tax at the highest prescribed investor rate (PIR) of tax for an individual New Zealand resident. Your tax rate may be lower.
- ² Fund fees are fees charged as a percentage of a member's interest in the fund (i.e. as a percentage of their KiwiSaver Account balance).
- ³ Membership fees are the fixed dollar charges for membership in the KiwiSaver scheme. It is deducted at \$2.75 a month from your KiwiSaver Account. If you invest in more than one fund of SuperLife, only one administration fee is deducted.
- ⁴ The average annual return is the average return since the start of the fund. It therefore includes that part of the tax year to 31 March 2014 that it operated.

Manager's certificate

On behalf of SuperLife Limited, as the manager of the KiwiSaver scheme known as SuperLife (KSS 10022), we state:

1. This disclosure statement has been prepared for the purposes of the KiwiSaver (Periodic Disclosure) Regulations 2013 ("**Regulations**");
2. To the best of our knowledge after making reasonable enquiry, all information required by the Regulations has been disclosed in accordance with these Regulations and the information presented is accurate;
3. This disclosure statement does not contain any statement that is likely to deceive or mislead with regard to any particular that would be material to an offer of an interest in SuperLife.


Michael Chamberlain, Director


Owen Nash, Director

1 May 2015
Date

Annual Disclosure Statement for 1 April 2014 to 31 March 2015
SuperLife

SuperLife Growth Fund

What is the purpose of this statement?

This statement provides key information about the SuperLife SuperLife Growth Fund. It tells you how the fund has performed and what fees it charged, and will help you to compare it with other funds. We prepared this statement in accordance with the KiwiSaver (Periodic Disclosure) Regulations 2013. This information is not audited and may be updated.

Description of the fund

The fund invests in the property and share SuperLife Pools and the Cash Pool, based on our view of the risk and return outlook of the Australasian and global property and share markets. Investment decisions take into account the investment and economic outlook on a 3 to 5 year time horizon and returns should be measured over a 7 to 10 year period.

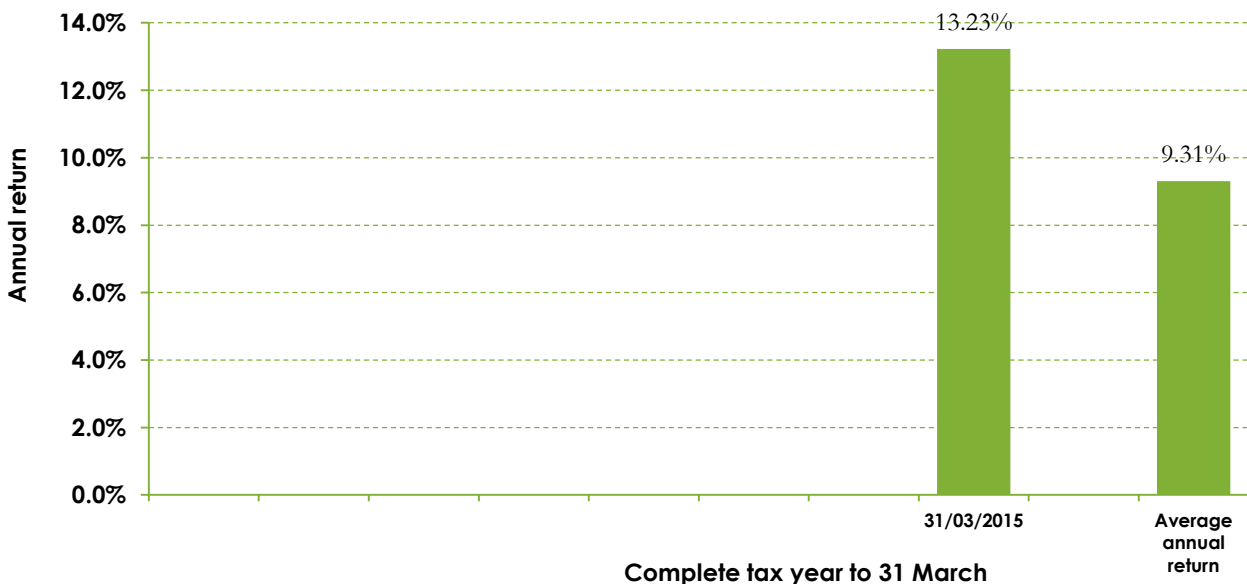
Total value of the fund:	\$175,579,588
Number of members in the fund:	17,759
Date the fund started:	13 September 2013

How has the fund performed?

	Past five years	Past year
Annual return: (after deductions for fund fees and tax ¹)	n/a	13.23%

How has the fund performed in the past?

This shows the return after fund fees and taxes for each tax year since the fund started and the **average annual return**⁴ since the fund started. It's important to note that this does not tell you how the fund will perform in the future.



SuperLife: SuperLife Growth Fund

What fees were members charged?

The returns above are after deductions for **fund fees**². Over the past year these were:

Total fund fees:	0.71% of members' investments
<i>Which are made up of:</i>	
Annual management fee:	0.65%
Performance-based fees:	0.00%
Other fees and costs:	0.06%

Members were also charged **membership fees**³ of \$33 over the year.

Members may also be charged fees for specific actions or decisions (e.g. transferring to another KiwiSaver scheme). See http://www.SuperLife.co.nz/documents/kiwisaver_fees.pdf for more information about these fees.

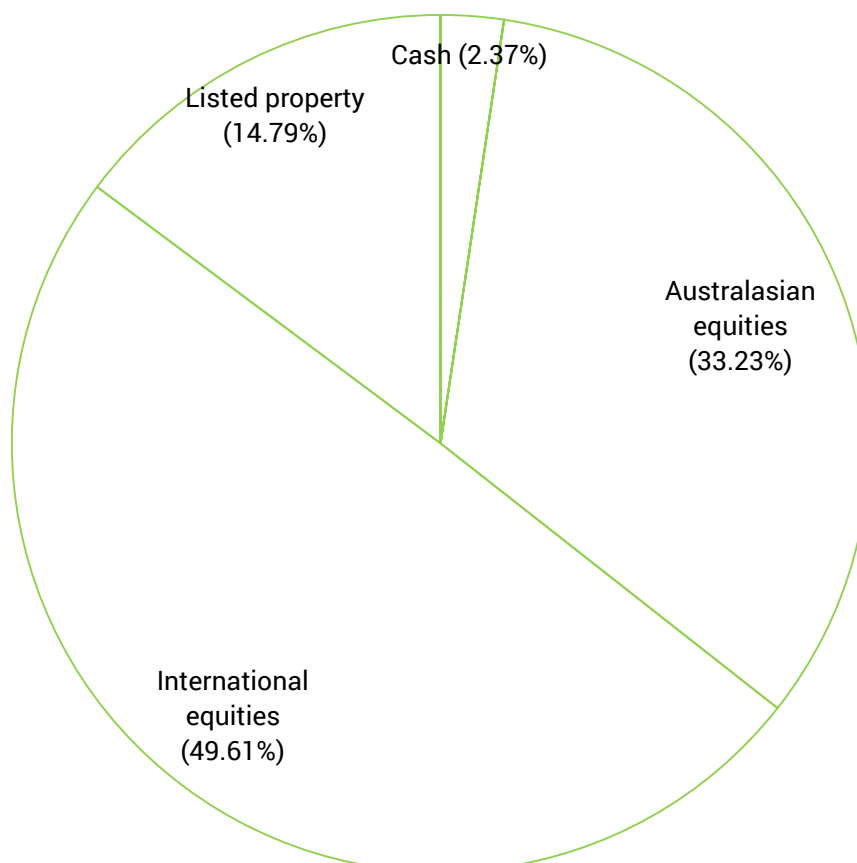
Example of how this applies to a member

Michael had \$10,000 in the fund at the start of the year and did not make any further contributions. At the end of the year, Michael received a return after fund fees and taxes were deducted of \$1,321.00 (that's 13.21% of his initial \$10,000). Michael also paid \$33.00 in membership fees. This gives Michael a total return of \$1,288.00 for the year.

What does the fund invest in?

Actual investment mix

This shows the types of assets that the fund invests in.



SuperLife: SuperLife Growth Fund

Target investment mix

This shows the mix of assets that the fund generally intends to invest in.

Cash and cash equivalents	0.00%
New Zealand fixed interest	0.00%
International fixed interest	0.00%
Australasian equities	30.00%
International equities	55.00%
Listed property	15.00%
Unlisted property	0.00%
Other	0.00%

Top ten investments

	Name	Percentage of fund net assets	Type	Country	Credit rating (if applicable)
1	SSgA International Equities Index Trust (Hedged) (SGAIEIH)	22.49%	Fund	Australia	n/a
2	SSgA International Equities Index Trust (Unhedged) (SGAIEIT)	11.75%	Fund	Australia	n/a
3	Vanguard Emerging Markets Shares Index Fund (VAN0005AU)	8.56%	Fund	Australia	n/a
4	PFS Somerset EM Dividend Growth Fund A Accumulation (B4Q0711)	4.53%	Fund	United Kingdom	n/a
5	BHP Billiton Limited (BHP)	1.91%	Australasian Equities	Australia	n/a
6	Vanguard International Property Securities Fund (hedged) (VAN0019)	1.64%	Fund	Australia	n/a
7	Pacific Edge Limited (PEB)	1.25%	Australasian Equities	New Zealand	n/a
8	Blackmores Limited (BKL)	1.11%	Australasian Equities	Australia	n/a
9	PFS Somerset EM Small Cap Fund B Accumulation (B3M2G51)	1.06%	Fund	United Kingdom	n/a
10	Westpac Banking Corporation (WBC)	1.05%	Australasian Equities	Australia	n/a

The top 10 investments make up 55.35% of the fund.

Key personnel

This shows the directors and employees who have the most influence on the investment decisions of the fund.

Name	Current position	Time in current position	Previous or other positions	Time in previous or other position
Michael Chamberlain	Director, Investments	17 years 0 months		
Owen Nash	Director, Investment Committee	14 years 0 months		
John O'Reilly	GM, Investment Operations	6 years 8 months		
Ryan Gillanders	Investment Analyst	6 years 9 months		
Anna Ong	Finance Accountant	4 years 4 months		

SuperLife: SuperLife Growth Fund

Further information:

Electronic disclosure of this information

Most of the information contained in this statement, including some additional information, is available in a spreadsheet at www.superlife.co.nz/data_files/ADS/2015_Mar/SuperLife_Growth_data.xls.

Notes


- ¹ Returns in this statement are after tax at the highest prescribed investor rate (PIR) of tax for an individual New Zealand resident. Your tax rate may be lower.
- ² Fund fees are fees charged as a percentage of a member's interest in the fund (i.e. as a percentage of their KiwiSaver Account balance).
- ³ Membership fees are the fixed dollar charges for membership in the KiwiSaver scheme. It is deducted at \$2.75 a month from your KiwiSaver Account. If you invest in more than one fund of SuperLife, only one administration fee is deducted.
- ⁴ The average annual return is the average return since the start of the fund. It therefore includes that part of the tax year to 31 March 2014 that it operated.

Manager's certificate

On behalf of SuperLife Limited, as the manager of the KiwiSaver scheme known as SuperLife (KSS 10022), we state:

1. This disclosure statement has been prepared for the purposes of the KiwiSaver (Periodic Disclosure) Regulations 2013 ("**Regulations**");
2. To the best of our knowledge after making reasonable enquiry, all information required by the Regulations has been disclosed in accordance with these Regulations and the information presented is accurate;
3. This disclosure statement does not contain any statement that is likely to deceive or mislead with regard to any particular that would be material to an offer of an interest in SuperLife.


Michael Chamberlain, Director


Owen Nash, Director

1 May 2015
Date

Annual Disclosure Statement for 1 April 2014 to 31 March 2015

SuperLife

Ethica Fund

What is the purpose of this statement?

This statement provides key information about the SuperLife Ethica Fund. It tells you how the fund has performed and what fees it charged, and will help you to compare it with other funds. We prepared this statement in accordance with the KiwiSaver (Periodic Disclosure) Regulations 2013. This information is not audited and may be updated.

Description of the fund

The fund invests ethically (to avoid investments in the areas of pornography, gambling, tobacco, alcohol, armaments and fossil fuel extraction) targeting, over the long term, to have 60% of its assets in property and shares and 40% in cash and bonds. Decisions are based on our view of each sector's outlook on a 3 to 5 year time horizon and returns should be measured over a 5 to 7 year period.

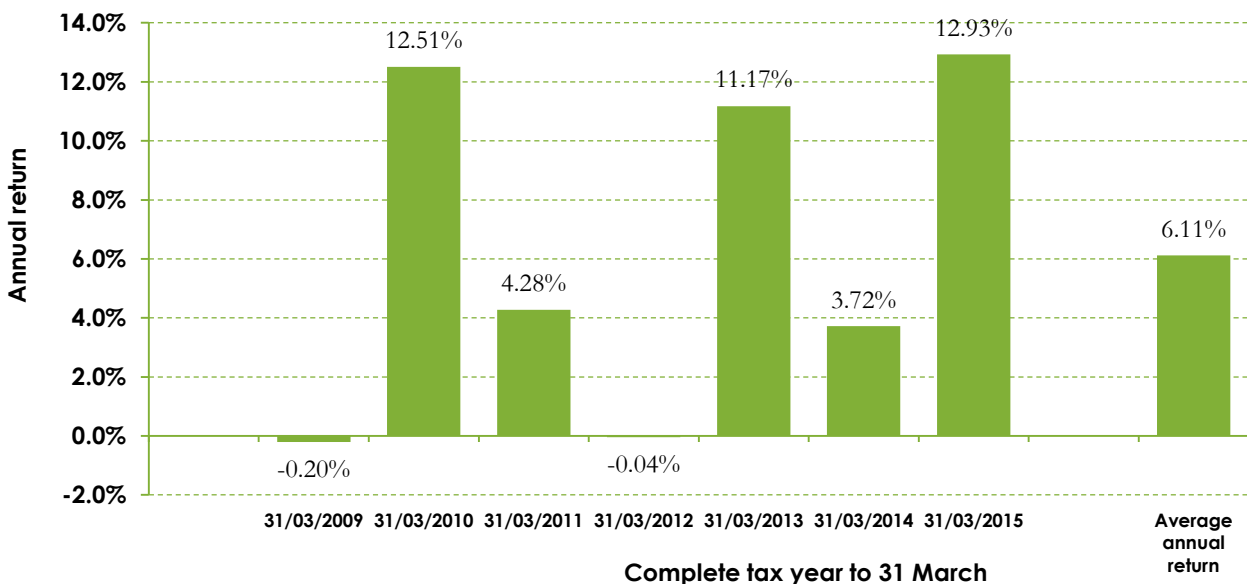
Total value of the fund:	\$9,446,301
Number of members in the fund:	885
Date the fund started:	29 January 2008

How has the fund performed?

	Past five years	Past year
Annual return: (after deductions for fund fees and tax ¹)	6.30%	12.93%

How has the fund performed in the past?

This shows the return after fund fees and taxes for each tax year since the fund started and the **average annual return**⁴ since the fund started. It's important to note that this does not tell you how the fund will perform in the future.



SuperLife: Ethica Fund

What fees were members charged?

The returns above are after deductions for **fund fees**². Over the past year these were:

Total fund fees:	0.72% of members' investments
<i>Which are made up of:</i>	
Annual management fee:	0.67%
Performance-based fees:	0.00%
Other fees and costs:	0.05%

Members were also charged **membership fees**³ of \$33 over the year.

Members may also be charged fees for specific actions or decisions (e.g. transferring to another KiwiSaver scheme). See http://www.SuperLife.co.nz/documents/kiwisaver_fees.pdf for more information about these fees.

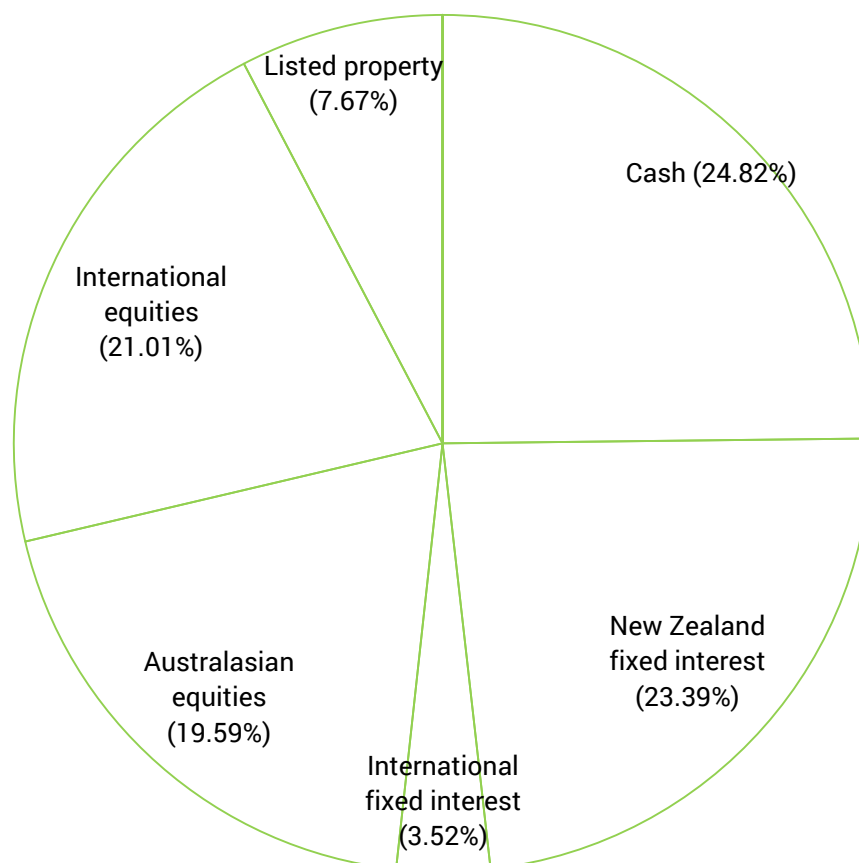
Example of how this applies to a member

Michael had \$10,000 in the fund at the start of the year and did not make any further contributions. At the end of the year, Michael received a return after fund fees and taxes were deducted of \$1,290.00 (that's 12.90% of his initial \$10,000). Michael also paid \$33.00 in membership fees. This gives Michael a total return of \$1,257.00 for the year.

What does the fund invest in?

Actual investment mix

This shows the types of assets that the fund invests in.



SuperLife: Ethica Fund

Target investment mix

This shows the mix of assets that the fund generally intends to invest in.

Cash and cash equivalents	5.00%
New Zealand fixed interest	17.50%
International fixed interest	17.50%
Australasian equities	20.00%
International equities	30.00%
Listed property	10.00%
Unlisted property	0.00%
Other	0.00%

Top ten investments

	Name	Percentage of fund net assets	Type	Country	Credit rating (if applicable)
1	Cash Deposit (ASB bank)	19.15%	Cash & cash equivalents	New Zealand	AA-
2	Cash Deposit (ASB bank)	5.91%	Cash & cash equivalents	New Zealand	AA-
3	ASB Bank Limited (ABB030)	3.98%	New Zealand Fixed Interest	New Zealand	BBB+
4	Nufarm Finance (NZ) Limited (NFFHA)	3.55%	International Fixed Interest	Australia	n/a
5	Christchurch International Airport Limited (CIA002)	3.41%	New Zealand Fixed Interest	New Zealand	BBB+
6	Sky Network Television Limited (SKT020)	3.04%	New Zealand Fixed Interest	New Zealand	n/a
7	Kiwibank Limited (KIW030)	3.02%	New Zealand Fixed Interest	New Zealand	BBB+
8	Mighty River Power Limited (MRP010)	1.90%	New Zealand Fixed Interest	New Zealand	BBB+
9	Energy Mad (MAD)	1.45%	New Zealand Fixed Interest	New Zealand	n/a
10	Contact Energy Limited (CEN020)	1.13%	New Zealand Fixed Interest	New Zealand	BBB

The top 10 investments make up 46.54% of the fund.

Key personnel

This shows the directors and employees who have the most influence on the investment decisions of the fund.

Name	Current position	Time in current position	Previous or other positions	Time in previous or other position
Michael Chamberlain	Director, Investments	17 years 0 months		
Owen Nash	Director, Investment Committee	14 years 0 months		
John O'Reilly	GM, Investment Operations	6 years 8 months		
Ryan Gillanders	Investment Analyst	6 years 9 months		
Anna Ong	Finance Accountant	4 years 4 months		



SuperLife: Ethica Fund

Further information:

Electronic disclosure of this information

Most of the information contained in this statement, including some additional information, is available in a spreadsheet at www.superlife.co.nz/data_files/ADS/2015_Mar/Ethica_data.xls.

Notes


- ¹ Returns in this statement are after tax at the highest prescribed investor rate (PIR) of tax for an individual New Zealand resident. Your tax rate may be lower.
- ² Fund fees are fees charged as a percentage of a member's interest in the fund (i.e. as a percentage of their KiwiSaver Account balance).
- ³ Membership fees are the fixed dollar charges for membership in the KiwiSaver scheme. It is deducted at \$2.75 a month from your KiwiSaver Account. If you invest in more than one fund of SuperLife, only one administration fee is deducted.
- ⁴ The average annual return is the average return since the start of the fund. It therefore includes the period prior to the completion of the first complete tax year. It is not the average of the bars shown in the graph.

Manager's certificate

On behalf of SuperLife Limited, as the manager of the KiwiSaver scheme known as SuperLife (KSS 10022), we state:

1. This disclosure statement has been prepared for the purposes of the KiwiSaver (Periodic Disclosure) Regulations 2013 ("**Regulations**");
2. To the best of our knowledge after making reasonable enquiry, all information required by the Regulations has been disclosed in accordance with these Regulations and the information presented is accurate;
3. This disclosure statement does not contain any statement that is likely to deceive or mislead with regard to any particular that would be material to an offer of an interest in SuperLife.


Michael Chamberlain, Director


Owen Nash, Director

1 May 2015
Date

Annual Disclosure Statement for 1 April 2014 to 31 March 2015

SuperLife

Gemino Fund

What is the purpose of this statement?

This statement provides key information about the SuperLife Gemino Fund. It tells you how the fund has performed and what fees it charged, and will help you to compare it with other funds. We prepared this statement in accordance with the KiwiSaver (Periodic Disclosure) Regulations 2013. This information is not audited and may be updated.

Description of the fund

The fund invests in a concentrated portfolio of shares in companies (10 to 20) each of which we think have the potential to double in value on a 1 to 3 year time horizon. It is high risk, as an individual company could also reduce to zero value and returns should be measured over a 7 to 10 year period.

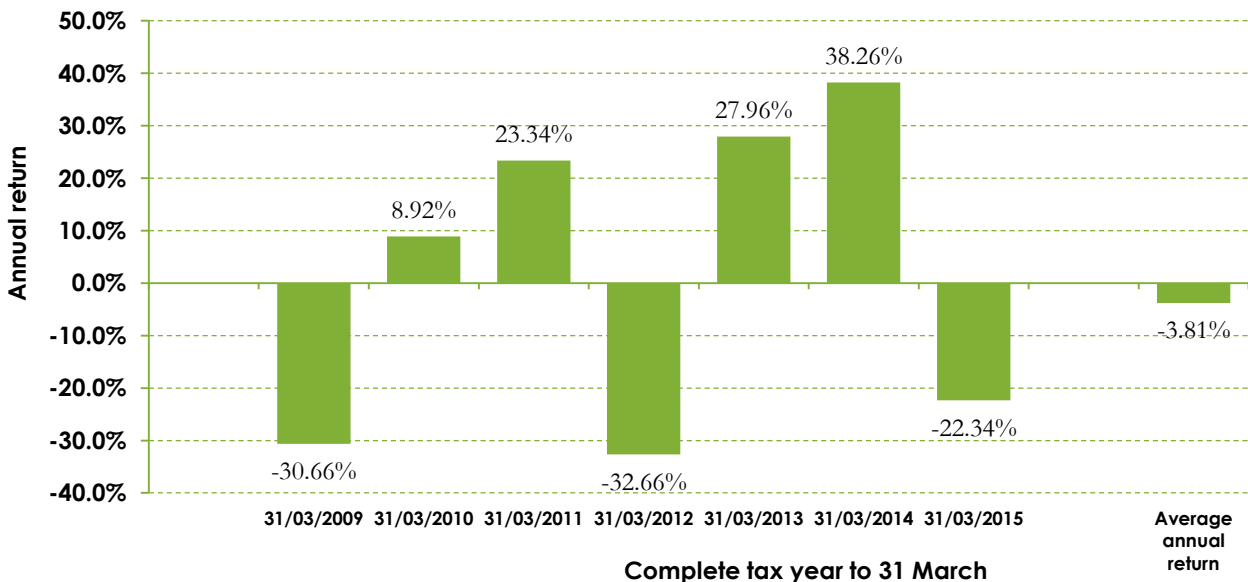
Total value of the fund:	\$4,152,843
Number of members in the fund:	599
Date the fund started:	3 October 2007

How has the fund performed?

	Past five years	Past year
Annual return: (after deductions for fund fees and tax ¹)	2.68%	-22.34%

How has the fund performed in the past?

This shows the return after fund fees and taxes for each tax year since the fund started and the **average annual return**⁴ since the fund started. It's important to note that this does not tell you how the fund will perform in the future.



SuperLife: Gemino Fund

What fees were members charged?

The returns above are after deductions for **fund fees**². Over the past year these were:

Total fund fees:	0.91% of members' investments
<i>Which are made up of:</i>	
Annual management fee:	0.85%
Performance-based fees:	0.00%
Other fees and costs:	0.06%

Members were also charged **membership fees**³ of \$33 over the year.

Members may also be charged fees for specific actions or decisions (e.g. transferring to another KiwiSaver scheme). See http://www.SuperLife.co.nz/documents/kiwisaver_fees.pdf for more information about these fees.

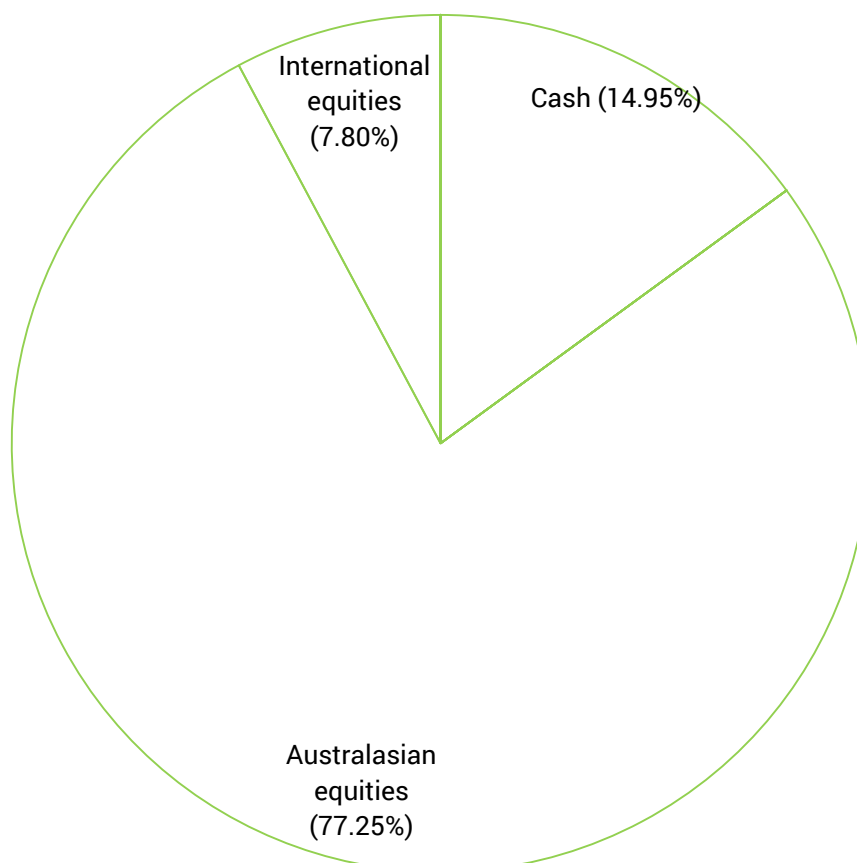
Example of how this applies to a member

Michael had \$10,000 in the fund at the start of the year and did not make any further contributions. At the end of the year, Michael received a return after fund fees and taxes were deducted of -\$2,231.00 (that's -22.31% of his initial \$10,000). Michael also paid \$33.00 in membership fees. This gives Michael a total return of -\$2,264.00 for the year.

What does the fund invest in?

Actual investment mix

This shows the types of assets that the fund invests in.



SuperLife: Gemino Fund

Target investment mix

This shows the mix of assets that the fund generally intends to invest in.

Cash and cash equivalents	0.00%
New Zealand fixed interest	0.00%
International fixed interest	0.00%
Australasian equities	70.00%
International equities	30.00%
Listed property	0.00%
Unlisted property	0.00%
Other	0.00%

Top ten investments

	Name	Percentage of fund net assets	Type	Country	Credit rating (if applicable)
1	Pacific Edge Limited (PEB)	26.41%	Australasian Equities	New Zealand	n/a
2	Cash deposit (ASB Bank)	14.98%	Cash & cash equivalents	New Zealand	AA-
3	Wellington Drive Technologies (WDTPA)	11.94%	Australasian Equities	New Zealand	n/a
4	Rakon Limited (RAK)	8.91%	Australasian Equities	New Zealand	n/a
5	Arvida Group Limited (ARV)	8.10%	Australasian Equities	New Zealand	n/a
6	Yahoo Inc (YHOO)	5.41%	International Equities	United States	n/a
7	Sirtex Medical Limited (SRX)	3.64%	Australasian Equities	Australia	n/a
8	Abano Healthcare Group Limited (ABA)	3.33%	International Equities	New Zealand	n/a
9	Leighton Holdings Limited (LEI)	2.86%	Australasian Equities	Australia	n/a
10	Evolve Education Group Limited (EVO)	2.75%	Australasian Equities	New Zealand	n/a

The top 10 investments make up 88.33% of the fund.

Key personnel

This shows the directors and employees who have the most influence on the investment decisions of the fund.

Name	Current position	Time in current position	Previous or other positions	Time in previous or other position
Michael Chamberlain	Director, Investments	17 years 0 months		
Owen Nash	Director, Investment Committee	14 years 0 months		
John O'Reilly	GM, Investment Operations	6 years 8 months		
Ryan Gillanders	Investment Analyst	6 years 9 months		
Anna Ong	Finance Accountant	4 years 4 months		



SuperLife: Gemino Fund

Further information:

Electronic disclosure of this information

Most of the information contained in this statement, including some additional information, is available in a spreadsheet at www.superlife.co.nz/data_files/ADS/2015_Mar/Gemino_data.xls.

Notes


- ¹ Returns in this statement are after tax at the highest prescribed investor rate (PIR) of tax for an individual New Zealand resident. Your tax rate may be lower.
- ² Fund fees are fees charged as a percentage of a member's interest in the fund (i.e. as a percentage of their KiwiSaver Account balance).
- ³ Membership fees are the fixed dollar charges for membership in the KiwiSaver scheme. It is deducted at \$2.75 a month from your KiwiSaver Account. If you invest in more than one fund of SuperLife, only one administration fee is deducted.
- ⁴ The average annual return is the average return since the start of the fund. It therefore includes the period prior to the completion of the first complete tax year. It is not the average of the bars shown in the graph.

Manager's certificate

On behalf of SuperLife Limited, as the manager of the KiwiSaver scheme known as SuperLife (KSS 10022), we state:

1. This disclosure statement has been prepared for the purposes of the KiwiSaver (Periodic Disclosure) Regulations 2013 ("**Regulations**");
2. To the best of our knowledge after making reasonable enquiry, all information required by the Regulations has been disclosed in accordance with these Regulations and the information presented is accurate;
3. This disclosure statement does not contain any statement that is likely to deceive or mislead with regard to any particular that would be material to an offer of an interest in SuperLife.


Michael Chamberlain, Director


Owen Nash, Director

1 May 2015
Date

Annual Disclosure Statement for 1 April 2014 to 31 March 2015 SuperLife

UK Cash Fund

What is the purpose of this statement?

This statement provides key information about the SuperLife UK Cash Fund. It tells you how the fund has performed and what fees it charged, and will help you to compare it with other funds. We prepared this statement in accordance with the KiwiSaver (Periodic Disclosure) Regulations 2013. This information is not audited and may be updated.

Description of the fund

The fund invests, on a passive basis, in the cash and cash equivalent investments, primarily denominated in UK pounds. Returns should be measured over a 1 to 2 year period.

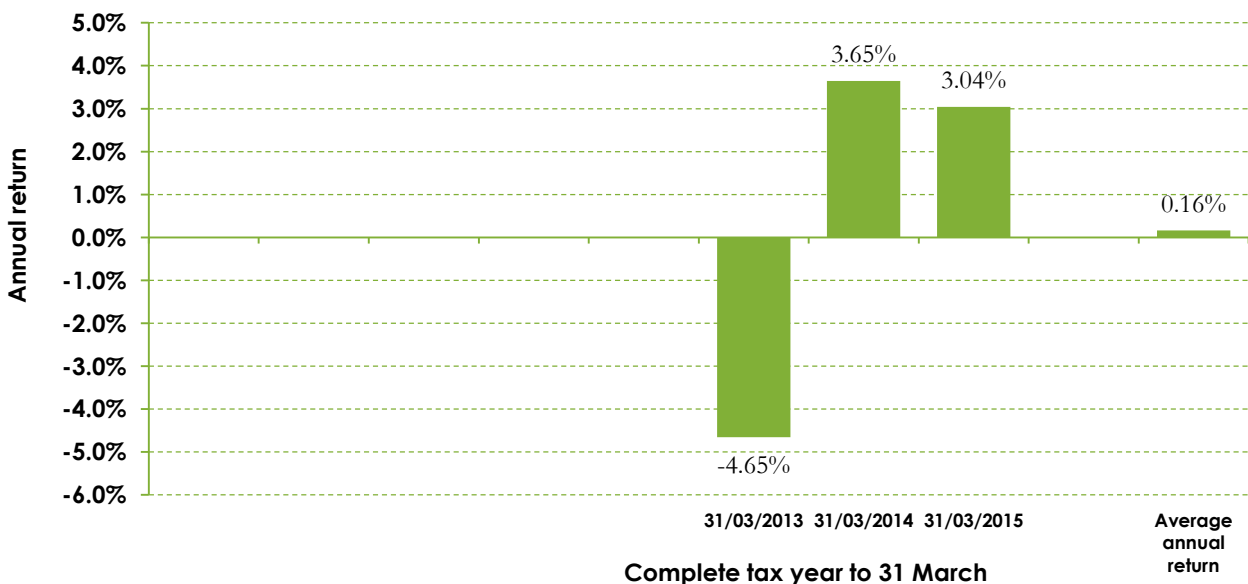
Total value of the fund:	\$80,307
Number of members in the fund:	9
Date the fund started:	23 March 2012

How has the fund performed?

	Past five years	Past year
Annual return: (after deductions for fund fees and tax ¹)	n/a	3.04%

How has the fund performed in the past?

This shows the return after fund fees and taxes for each tax year since the fund started and the **average annual return**⁴ since the fund started. It's important to note that this does not tell you how the fund will perform in the future.



SuperLife: UK Cash Fund

What fees were members charged?

The returns above are after deductions for **fund fees**². Over the past year these were:

Total fund fees:	0.57% of members' investments
<i>Which are made up of:</i>	
Annual management fee:	0.52%
Performance-based fees:	0.00%
Other fees and costs:	0.05%

Members were also charged **membership fees**³ of \$33 over the year.

Members may also be charged fees for specific actions or decisions (e.g. transferring to another KiwiSaver scheme). See http://www.SuperLife.co.nz/documents/kiwisaver_fees.pdf for more information about these fees.


Example of how this applies to a member

Michael had \$10,000 in the fund at the start of the year and did not make any further contributions. At the end of the year, Michael received a return after fund fees and taxes were deducted of \$304.00 (that's 3.04% of his initial \$10,000). Michael also paid \$33.00 in membership fees. This gives Michael a total return of \$271.00 for the year.

What does the fund invest in?

Actual investment mix

This shows the types of assets that the fund invests in.



SuperLife: UK Cash Fund

Target investment mix

This shows the mix of assets that the fund generally intends to invest in.

Cash and cash equivalents	100.00%
New Zealand fixed interest	0.00%
International fixed interest	0.00%
Australasian equities	0.00%
International equities	0.00%
Listed property	0.00%
Unlisted property	0.00%
Other	0.00%

Top ten investments

	Name	Percentage of fund net assets	Type	Country	Credit rating (if applicable)
1	Cash deposit (ASB Bank)	95.94%	Cash & cash equivalents	New Zealand	AA-
2	Cash deposit (ASB Bank NZ\$)	4.75%	Cash & cash equivalents	New Zealand	AA-
3					
4					
5					
6					
7					
8					
9					
10					

The top 10 investments make up 100.69% of the fund.

5

Key personnel

This shows the directors and employees who have the most influence on the investment decisions of the fund.

Name	Current position	Time in current position	Previous or other positions	Time in previous or other position
Michael Chamberlain	Director, Investments	17 years 0 months		
Owen Nash	Director, Investment Committee	14 years 0 months		
John O'Reilly	GM, Investment Operations	6 years 8 months		
Ryan Gillanders	Investment Analyst	6 years 9 months		
Anna Ong	Finance Accountant	4 years 4 months		



SuperLife: UK Cash Fund

Further information:

Electronic disclosure of this information

Most of the information contained in this statement, including some additional information, is available in a spreadsheet at www.superlife.co.nz/data_files/ADS/2015_Mar/UK_Cash_data.xls.

Notes


- ¹ Returns in this statement are after tax at the highest prescribed investor rate (PIR) of tax for an individual New Zealand resident. Your tax rate may be lower.
- ² Fund fees are fees charged as a percentage of a member's interest in the fund (i.e. as a percentage of their KiwiSaver Account balance).
- ³ Membership fees are the fixed dollar charges for membership in the KiwiSaver scheme. It is deducted at \$2.75 a month from your KiwiSaver Account. If you invest in more than one fund of SuperLife, only one administration fee is deducted.
- ⁴ The average annual return is the average return since the start of the fund. It therefore includes the period prior to the completion of the first complete tax year and also the period since the end of the last complete tax year. It is not the average of the bars shown in the graph.
- ⁵ In addition to the investments, the fund had current assets/liabilities. As a result the total value of the investments is different to the net asset value.

Manager's certificate

On behalf of SuperLife Limited, as the manager of the KiwiSaver scheme known as SuperLife (KSS 10022), we state:

1. This disclosure statement has been prepared for the purposes of the KiwiSaver (Periodic Disclosure) Regulations 2013 ("**Regulations**");
2. To the best of our knowledge after making reasonable enquiry, all information required by the Regulations has been disclosed in accordance with these Regulations and the information presented is accurate;
3. This disclosure statement does not contain any statement that is likely to deceive or mislead with regard to any particular that would be material to an offer of an interest in SuperLife.


Michael Chamberlain, Director


Owen Nash, Director

1 May 2015
Date

Annual Disclosure Statement for 1 April 2014 to 31 March 2015
SuperLife

UK Growth Fund

What is the purpose of this statement?

This statement provides key information about the SuperLife UK Growth Fund. It tells you how the fund has performed and what fees it charged, and will help you to compare it with other funds. We prepared this statement in accordance with the KiwiSaver (Periodic Disclosure) Regulations 2013. This information is not audited and may be updated.

Description of the fund

The fund invests, on a passive basis, in listed securities in the global share and property markets, from the perspective of an investor who will measure returns in UK pound terms. Investment decisions are based on our view of the UK and global investment and economic outlook on a 3 to 5 year time horizon and returns should be measured over a 7 to 10 year period.

Total value of the fund:	\$29,908
Number of members in the fund:	13
Date the fund started:	12 September 2013

How has the fund performed?

	Past five years	Past year
Annual return: (after deductions for fund fees and tax ¹)	n/a	8.73%

How has the fund performed in the past?

This shows the return after fund fees and taxes for each tax year since the fund started and the **average annual return**⁴ since the fund started. It's important to note that this does not tell you how the fund will perform in the future.



SuperLife: UK Growth Fund

What fees were members charged?

The returns above are after deductions for **fund fees**². Over the past year these were:

Total fund fees:	0.84% of members' investments
<i>Which are made up of:</i>	
Annual management fee:	0.79%
Performance-based fees:	0.00%
Other fees and costs:	0.05%

Members were also charged **membership fees**³ of \$33 over the year.

Members may also be charged fees for specific actions or decisions (e.g. transferring to another KiwiSaver scheme). See http://www.SuperLife.co.nz/documents/kiwisaver_fees.pdf for more information about these fees.

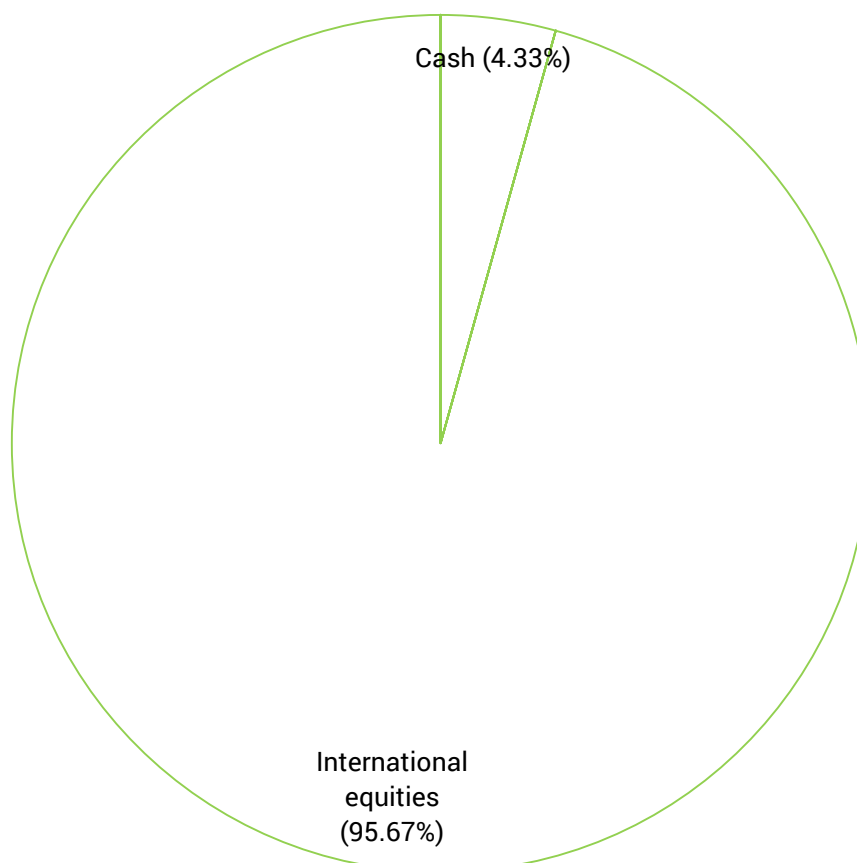
Example of how this applies to a member

Michael had \$10,000 in the fund at the start of the year and did not make any further contributions. At the end of the year, Michael received a return after fund fees and taxes were deducted of \$872.00 (that's 8.72% of his initial \$10,000). Michael also paid \$33.00 in membership fees. This gives Michael a total return of \$839.00 for the year.

What does the fund invest in?

Actual investment mix

This shows the types of assets that the fund invests in.



SuperLife: UK Growth Fund

Target investment mix

This shows the mix of assets that the fund generally intends to invest in.

Cash and cash equivalents	0.00%
New Zealand fixed interest	0.00%
International fixed interest	0.00%
Australasian equities	0.00%
International equities	100.00%
Listed property	0.00%
Unlisted property	0.00%
Other	0.00%

Top ten investments

	Name	Percentage of fund net assets	Type	Country	Credit rating (if applicable)
1	iShares S&P 500 Index Fund (IVV)	49.55%	Cash & cash equivalents	New Zealand	n/a
2	iShares Core MSCI EAFE (IEFA)	25.85%	Fund	United States	n/a
3	iShares Core MSCI Emerging Markets (IEMG)	10.53%	Fund	United States	n/a
4	SPDR S&P International Dividend ETF (DWX)	9.90%	Fund	United States	n/a
5	Cash deposit (ASB Bank) (IEMG)	2.21%	Cash & cash equivalents	New Zealand	AA-
6	Cash deposit (ASB Bank PDS) (DWX)	2.13%	Cash & cash equivalents	New Zealand	AA-
7					
8					
9					
10					

The top 10 investments make up 100.17% of the fund.

5

Key personnel

This shows the directors and employees who have the most influence on the investment decisions of the fund.

Name	Current position	Time in current position	Previous or other positions	Time in previous or other position
Michael Chamberlain	Director, Investments	17 years 0 months		
Owen Nash	Director, Investment Committee	14 years 0 months		
John O'Reilly	GM, Investment Operations	6 years 8 months		
Ryan Gillanders	Investment Analyst	6 years 9 months		
Anna Ong	Finance Accountant	4 years 4 months		



SuperLife: UK Growth Fund

Further information:

Electronic disclosure of this information

Most of the information contained in this statement, including some additional information, is available in a spreadsheet at www.superlife.co.nz/data_files/ADS/2015_Mar/UK_Growth_data.xls.

Notes


- ¹ Returns in this statement are after tax at the highest prescribed investor rate (PIR) of tax for an individual New Zealand resident. Your tax rate may be lower.
- ² Fund fees are fees charged as a percentage of a member's interest in the fund (i.e. as a percentage of their KiwiSaver Account balance).
- ³ Membership fees are the fixed dollar charges for membership in the KiwiSaver scheme. It is deducted at \$2.75 a month from your KiwiSaver Account. If you invest in more than one fund of SuperLife, only one administration fee is deducted.
- ⁴ The average annual return is the average return since the start of the fund. It therefore includes that part of the tax year to 31 March 2014 that it operated.
- ⁵ In addition to the investments, the fund had current assets/liabilities. As a result the total value of the investments is greater than the net asset value.

Manager's certificate

On behalf of SuperLife Limited, as the manager of the KiwiSaver scheme known as SuperLife (KSS 10022), we state:

1. This disclosure statement has been prepared for the purposes of the KiwiSaver (Periodic Disclosure) Regulations 2013 ("**Regulations**");
2. To the best of our knowledge after making reasonable enquiry, all information required by the Regulations has been disclosed in accordance with these Regulations and the information presented is accurate;
3. This disclosure statement does not contain any statement that is likely to deceive or mislead with regard to any particular that would be material to an offer of an interest in SuperLife.


Michael Chamberlain, Director


Owen Nash, Director

1 May 2015
Date

Annual Disclosure Statement for 1 April 2014 to 31 March 2015
SuperLife

UK Income Fund

What is the purpose of this statement?

This statement provides key information about the SuperLife UK Income Fund. It tells you how the fund has performed and what fees it charged, and will help you to compare it with other funds. We prepared this statement in accordance with the KiwiSaver (Periodic Disclosure) Regulations 2013. This information is not audited and may be updated.

Description of the fund

The fund invests, on a passive basis, in the global fixed interest markets from the perspective of an investor who will measure returns in UK pound terms. Investment decisions are based on our view of the UK and global interest rate outlook on a 1 to 3 year time horizon and returns should be measured over a 3 to 5 year period.

Total value of the fund:	\$6,199
Number of members in the fund:	7
Date the fund started:	5 October 2013

How has the fund performed?

	Past five years	Past year
Annual return: (after deductions for fund fees and tax ¹)	n/a	8.12%

How has the fund performed in the past?

This shows the return after fund fees and taxes for each tax year since the fund started and the **average annual return**⁴ since the fund started. It's important to note that this does not tell you how the fund will perform in the future.



SuperLife: UK Income Fund

What fees were members charged?

The returns above are after deductions for **fund fees**². Over the past year these were:

Total fund fees:	0.77% of members' investments
<i>Which are made up of:</i>	
Annual management fee:	0.73%
Performance-based fees:	0.00%
Other fees and costs:	0.04%

Members were also charged **membership fees**³ of \$33 over the year.

Members may also be charged fees for specific actions or decisions (e.g. transferring to another KiwiSaver scheme). See http://www.SuperLife.co.nz/documents/kiwisaver_fees.pdf for more information about these fees.

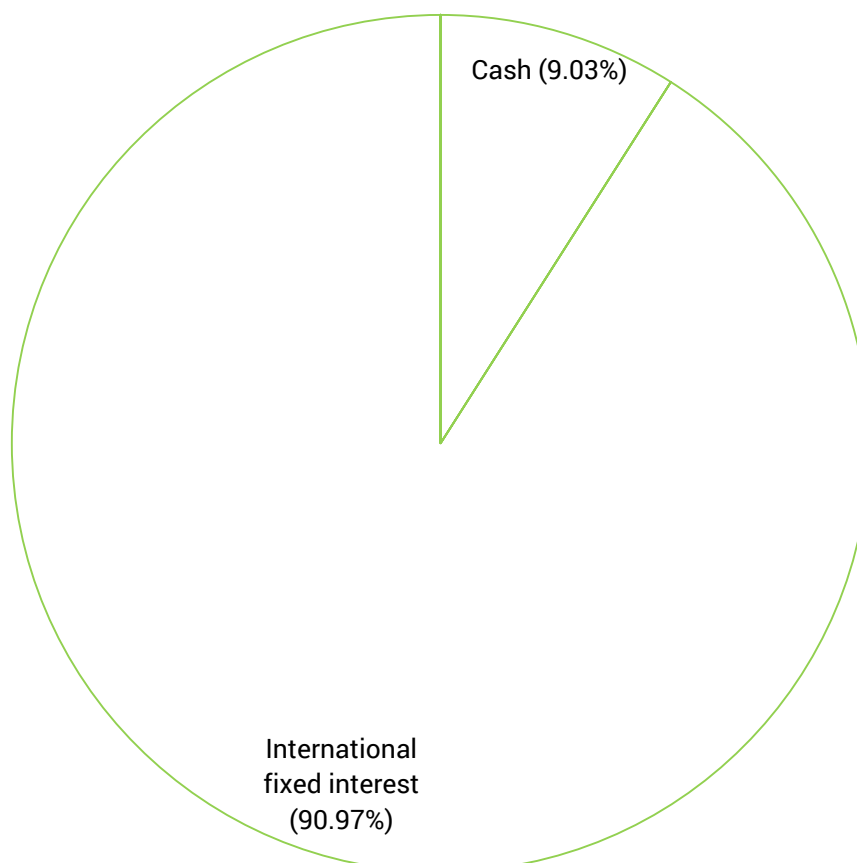
Example of how this applies to a member

Michael had \$10,000 in the fund at the start of the year and did not make any further contributions. At the end of the year, Michael received a return after fund fees and taxes were deducted of \$812.00 (that's 8.12% of his initial \$10,000). Michael also paid \$33.00 in membership fees. This gives Michael a total return of \$779.00 for the year.

What does the fund invest in?

Actual investment mix

This shows the types of assets that the fund invests in.



SuperLife: UK Income Fund

Target investment mix

This shows the mix of assets that the fund generally intends to invest in.

Cash and cash equivalents	0.00%
New Zealand fixed interest	0.00%
International fixed interest	100.00%
Australasian equities	0.00%
International equities	0.00%
Listed property	0.00%
Unlisted property	0.00%
Other	0.00%

Top ten investments

	Name	Percentage of fund net assets	Type	Country	Credit rating (if applicable)
1	iShares Corporate Bond ex-Financials UCITS ETF	92.66%	Fund	United Kingdom	n/a
2	Cash deposit (ASB Bank NZ\$)	6.51%	Cash & cash equivalents	New Zealand	AA-
3	Cash deposit (ASB Bank PDS)	2.69%	Cash & cash equivalents	New Zealand	AA-
4					
5					
6					
7					
8					
9					
10					

The top 10 investments make up 101.86% of the fund.

5

Key personnel

This shows the directors and employees who have the most influence on the investment decisions of the fund.

Name	Current position	Time in current position	Previous or other positions	Time in previous or other position
Michael Chamberlain	Director, Investments	17 years 0 months		
Owen Nash	Director, Investment Committee	14 years 0 months		
John O'Reilly	GM, Investment Operations	6 years 8 months		
Ryan Gillanders	Investment Analyst	6 years 9 months		
Anna Ong	Finance Accountant	4 years 4 months		



SuperLife: UK Income Fund

Further information:

Electronic disclosure of this information

Most of the information contained in this statement, including some additional information, is available in a spreadsheet at www.superlife.co.nz/data_files/ADS/2015_Mar/UK_Income_data.xls.

Notes


- ¹ Returns in this statement are after tax at the highest prescribed investor rate (PIR) of tax for an individual New Zealand resident. Your tax rate may be lower.
- ² Fund fees are fees charged as a percentage of a member's interest in the fund (i.e. as a percentage of their KiwiSaver Account balance).
- ³ Membership fees are the fixed dollar charges for membership in the KiwiSaver scheme. It is deducted at \$2.75 a month from your KiwiSaver Account. If you invest in more than one fund of SuperLife, only one administration fee is deducted.
- ⁴ The average annual return is the average return since the start of the fund. It therefore includes that part of the tax year to 31 March 2014 that it operated.
- ⁵ In addition to the investments, the fund had current assets/liabilities. As a result the total value of the investments is greater than the net asset value.

Manager's certificate

On behalf of SuperLife Limited, as the manager of the KiwiSaver scheme known as SuperLife (KSS 10022), we state:

1. This disclosure statement has been prepared for the purposes of the KiwiSaver (Periodic Disclosure) Regulations 2013 ("**Regulations**");
2. To the best of our knowledge after making reasonable enquiry, all information required by the Regulations has been disclosed in accordance with these Regulations and the information presented is accurate;
3. This disclosure statement does not contain any statement that is likely to deceive or mislead with regard to any particular that would be material to an offer of an interest in SuperLife.


Michael Chamberlain, Director


Owen Nash, Director

1 May 2015
Date

Annual Disclosure Statement for 1 April 2014 to 31 March 2015
SuperLife

SuperLife smartFONZ Fund

What is the purpose of this statement?

This statement provides key information about the SuperLife SuperLife smartFONZ Fund. It tells you how the fund has performed and what fees it charged, and will help you to compare it with other funds. We prepared this statement in accordance with the KiwiSaver (Periodic Disclosure) Regulations 2013. This information is not audited and may be updated.

Description of the fund

The fund invests, on a passive basis, in the NZX ETF known as smartFONZ. Returns should be measured over a 7 to 10 year period.


Total value of the fund:	\$115,130
Number of members in the fund:	16
Date the fund started:	16 January 2015

How has the fund performed?

	Past five years	Past year
Return for the period 16 Jan 2015 to 31 Mar 2015: (after deductions for fund fees and tax ¹)	n/a	8.93%

How has the fund performed in the past?

This shows the return after fund fees and taxes for each tax year since the fund started and the **average annual return**⁴ since the fund started. It's important to note that this does not tell you how the fund will perform in the future.



SuperLife: SuperLife smartFONZ Fund

What fees were members charged?

The returns above are after deductions for **fund fees**². Over the past year these were:

Total fund fees: ⁵	0.64% of members' investments
<i>Which are made up of:</i>	
Annual management fee:	0.60%
Performance-based fees:	0.00%
Other fees and costs:	0.04%

Members were also charged **membership fees**³ of \$33 over the year. ⁶

Members may also be charged fees for specific actions or decisions (e.g. transferring to another KiwiSaver scheme). See http://www.SuperLife.co.nz/documents/kiwisaver_fees.pdf for more information about these fees.

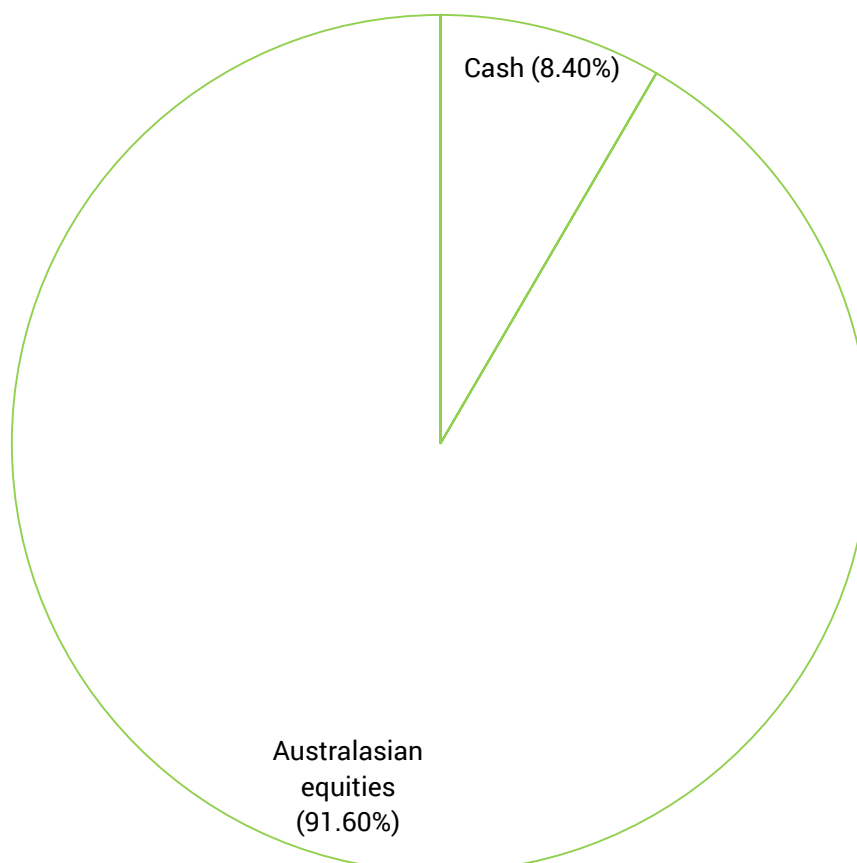
Example of how this applies to a member ⁷

Michael had \$10,000 in the fund at the start of the year and did not make any further contributions. At the end of the year, Michael received a return after fund fees and taxes were deducted of \$863.00 (that's 8.63% of his initial \$10,000). Michael also paid \$5.50 in membership fees. This gives Michael a total return of \$857.50 for the year.

What does the fund invest in?

Actual investment mix

This shows the types of assets that the fund invests in.



SuperLife: SuperLife smartFONZ Fund

Target investment mix

This shows the mix of assets that the fund generally intends to invest in.

Cash and cash equivalents	0.00%
New Zealand fixed interest	0.00%
International fixed interest	0.00%
Australasian equities	100.00%
International equities	0.00%
Listed property	0.00%
Unlisted property	0.00%
Other	0.00%

Top ten investments

	Name	Percentage of fund net assets	Type	Country	Credit rating (if applicable)
1	Cash deposit (ASB Bank)	7.13%	Cash & cash equivalents	New Zealand	AA-
2	Fisher And Paykel Healthcare Corporation Limited (FPH)	6.00%	Australasian Equities	New Zealand	n/a
3	Fletcher Building Limited (FBU)	4.50%	Australasian Equities	New Zealand	n/a
4	Auckland International Airport Limited (AIA)	4.21%	Australasian Equities	New Zealand	n/a
5	Meridian Energy Limited (MELCA)	4.15%	Australasian Equities	New Zealand	n/a
6	Ryman Healthcare Limited (RYM)	3.85%	Australasian Equities	New Zealand	n/a
7	Sky Network Television Limited (SKT)	3.76%	Australasian Equities	New Zealand	n/a
8	Spark New Zealand Limited (SPK)	3.48%	Australasian Equities	New Zealand	n/a
9	Xero Limited (XRO)	3.48%	Australasian Equities	New Zealand	n/a
10	Contact Energy Limited (CEN)	3.40%	Australasian Equities	New Zealand	n/a

The top 10 investments make up 43.96% of the fund.

8

Key personnel

This shows the directors and employees who have the most influence on the investment decisions of the fund.

Name	Current position	Time in current position	Previous or other positions	Time in previous or other position
Michael Chamberlain	Director, Investments	17 years 0 months		
Owen Nash	Director, Investment Committee	14 years 0 months		
John O'Reilly	GM, Investment Operations	6 years 8 months		
Ryan Gillanders	Investment Analyst	6 years 9 months		
Anna Ong	Finance Accountant	4 years 4 months		

SuperLife: SuperLife smartFONZ Fund

Further information:

Electronic disclosure of this information

Most of the information contained in this statement, including some additional information, is available in a spreadsheet at www.superlife.co.nz/data_files/ADS/2015_Mar/smartFONZ_data.xls.

Notes

- ¹ Returns in this statement are after tax at the highest prescribed investor rate (PIR) of tax for an individual New Zealand resident. Your tax rate may be lower.
- ² Fund fees are fees charged as a percentage of a member's interest in the fund (i.e. as a percentage of their KiwiSaver Account balance).
- ³ Membership fees are the fixed dollar charges for membership in the KiwiSaver scheme. It is deducted at \$2.75 a month from your KiwiSaver Account. If you invest in more than one fund of SuperLife, only one administration fee is deducted.
- ⁴ The average annual return is the average return since the start of the fund. It therefore includes that part of the tax year to 31 March 2015 that it operated.
- ⁵ The Fund had not been going for a full financial year and therefore does not have an actual annual fund fee. The estimated level of fund fees are 0.64% a year of a member's investments.
- ⁶ The fund had not been going for the full financial year. \$33 is the annual level of membership fees.
- ⁷ The year is the period 16 January 2015 to 31 March 2015.
- ⁸ The Fund invests in the ETF smartFONZ. The investments shown are the investments in the ETF.

Manager's certificate

On behalf of SuperLife Limited, as the manager of the KiwiSaver scheme known as SuperLife (KSS 10022), we state:

1. This disclosure statement has been prepared for the purposes of the KiwiSaver (Periodic Disclosure) Regulations 2013 ("**Regulations**");
2. To the best of our knowledge after making reasonable enquiry, all information required by the Regulations has been disclosed in accordance with these Regulations and the information presented is accurate;
3. This disclosure statement does not contain any statement that is likely to deceive or mislead with regard to any particular that would be material to an offer of an interest in SuperLife.


Michael Chamberlain, Director


Owen Nash, Director

1 May 2015
Date

Annual Disclosure Statement for 1 April 2014 to 31 March 2015
SuperLife

SuperLife smartMOZY Fund

What is the purpose of this statement?

This statement provides key information about the SuperLife SuperLife smartMOZY Fund. It tells you how the fund has performed and what fees it charged, and will help you to compare it with other funds. We prepared this statement in accordance with the KiwiSaver (Periodic Disclosure) Regulations 2013. This information is not audited and may be updated.

Description of the fund

The fund invests, on a passive basis, in the NZX ETF known as smartMOZY. Returns should be measured over a 7 to 10 year period.

Total value of the fund:	\$78,162
Number of members in the fund:	15
Date the fund started:	16 January 2015

How has the fund performed?

	Past five years	Past year
Return for the period 16 Jan 2015 to 31 Mar 2015: (after deductions for fund fees and tax ¹)	n/a	4.58%

How has the fund performed in the past?

This shows the return after fund fees and taxes for each tax year since the fund started and the **average annual return**⁴ since the fund started. It's important to note that this does not tell you how the fund will perform in the future.



SuperLife: SuperLife smartMOZY Fund

What fees were members charged?

The returns above are after deductions for **fund fees**². Over the past year these were:

Total fund fees: ⁵	0.64% of members' investments
<i>Which are made up of:</i>	
Annual management fee:	0.60%
Performance-based fees:	0.00%
Other fees and costs:	0.04%

Members were also charged **membership fees**³ of \$33 over the year. ⁶

Members may also be charged fees for specific actions or decisions (e.g. transferring to another KiwiSaver scheme). See http://www.SuperLife.co.nz/documents/kiwisaver_fees.pdf for more information about these fees.

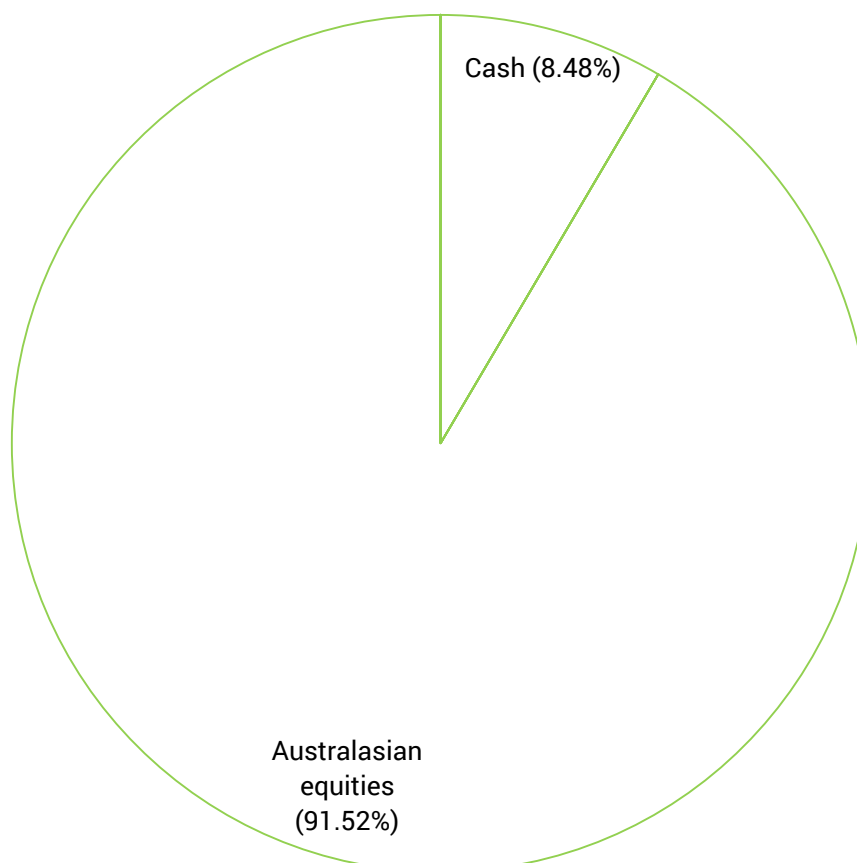
Example of how this applies to a member ⁷

Michael had \$10,000 in the fund at the start of the year and did not make any further contributions. At the end of the year, Michael received a return after fund fees and taxes were deducted of \$430.00 (that's 4.30% of his initial \$10,000). Michael also paid \$5.50 in membership fees. This gives Michael a total return of \$424.50 for the year.

What does the fund invest in?

Actual investment mix

This shows the types of assets that the fund invests in.



SuperLife: SuperLife smartMOZY Fund

Target investment mix

This shows the mix of assets that the fund generally intends to invest in.

Cash and cash equivalents	0.00%
New Zealand fixed interest	0.00%
International fixed interest	0.00%
Australasian equities	100.00%
International equities	0.00%
Listed property	0.00%
Unlisted property	0.00%
Other	0.00%

Top ten investments

	Name	Percentage of fund net assets	Type	Country	Credit rating (if applicable)
1	Cash deposit (ASB Bank)	7.80%	Cash & cash equivalents	New Zealand	AA-
2	ResMed Inc (RMD)	4.05%	Australasian Equities	Australia	n/a
3	Qantas Limited (QAN)	3.95%	Australasian Equities	Australia	n/a
4	Tatts Group Limited (TTS)	3.29%	Australasian Equities	Australia	n/a
5	Bendigo and Adelaide Bank Limited (BEN)	3.24%	Australasian Equities	Australia	n/a
6	Cochlear Limited (COH)	2.95%	Australasian Equities	Australia	n/a
7	Bank Of Queensland Limited (BOQ)	2.92%	Australasian Equities	Australia	n/a
8	Boral Limited (BLD)	2.88%	Australasian Equities	Australia	n/a
9	Aristocrat Leisure Limited (ALL)	2.85%	Australasian Equities	Australia	n/a
10	Caltex Australia Limited (CTX)	2.72%	Australasian Equities	Australia	n/a

The top 10 investments make up 36.65% of the fund.

8

Key personnel

This shows the directors and employees who have the most influence on the investment decisions of the fund.

Name	Current position	Time in current position	Previous or other positions	Time in previous or other position
Michael Chamberlain	Director, Investments	17 years 0 months		
Owen Nash	Director, Investment Committee	14 years 0 months		
John O'Reilly	GM, Investment Operations	6 years 8 months		
Ryan Gillanders	Investment Analyst	6 years 9 months		
Anna Ong	Finance Accountant	4 years 4 months		

SuperLife: SuperLife smartMOZY Fund

Further information:

Electronic disclosure of this information

Most of the information contained in this statement, including some additional information, is available in a spreadsheet at www.superlife.co.nz/data_files/ADS/2015_Mar/smartMOZY_data.xls.

Notes


- ¹ Returns in this statement are after tax at the highest prescribed investor rate (PIR) of tax for an individual New Zealand resident. Your tax rate may be lower.
- ² Fund fees are fees charged as a percentage of a member's interest in the fund (i.e. as a percentage of their KiwiSaver Account balance).
- ³ Membership fees are the fixed dollar charges for membership in the KiwiSaver scheme. It is deducted at \$2.75 a month from your KiwiSaver Account. If you invest in more than one fund of SuperLife, only one administration fee is deducted.
- ⁴ The average annual return is the average return since the start of the fund. It therefore includes that part of the tax year to 31 March 2014 that it operated.
- ⁵ The Fund had not been going for a full financial year and therefore does not have an actual annual fund fee. The estimated level of fund fees are 0.64% a year of a member's investments.
- ⁶ The fund had not been going for the full financial year. \$33 is the annual level of membership fees.
- ⁷ The year is the period 16 January 2015 to 31 March 2015.
- ⁸ The Fund invests in the ETF smartMOZY. The investments shown are the investments in the ETF.

Manager's certificate

On behalf of SuperLife Limited, as the manager of the KiwiSaver scheme known as SuperLife (KSS 10022), we state:

1. This disclosure statement has been prepared for the purposes of the KiwiSaver (Periodic Disclosure) Regulations 2013 ("**Regulations**");
2. To the best of our knowledge after making reasonable enquiry, all information required by the Regulations has been disclosed in accordance with these Regulations and the information presented is accurate;
3. This disclosure statement does not contain any statement that is likely to deceive or mislead with regard to any particular that would be material to an offer of an interest in SuperLife.


Michael Chamberlain, Director


Owen Nash, Director

1 May 2015
Date

Annual Disclosure Statement for 1 April 2014 to 31 March 2015 SuperLife

AIM First Home & AIM Future Fund

What is the purpose of this statement?

This statement provides key information about the SuperLife AIM First Home & AIM Future Fund. It tells you how the fund has performed and what fees it charged, and will help you to compare it with other funds. We prepared this statement in accordance with the KiwiSaver (Periodic Disclosure) Regulations 2013. This information is not audited and may be updated.

Description of the fund

The fund invests in the 10 single sector SuperLife Pools and focuses on the fixed interest and cash Pools designed for an investor saving for the short-term (3 to 5 years). Investment decisions take into account the interest rate, investment and economic outlook on a 1 to 3 year time horizon and returns should be measured over a 3 to 5 year period.

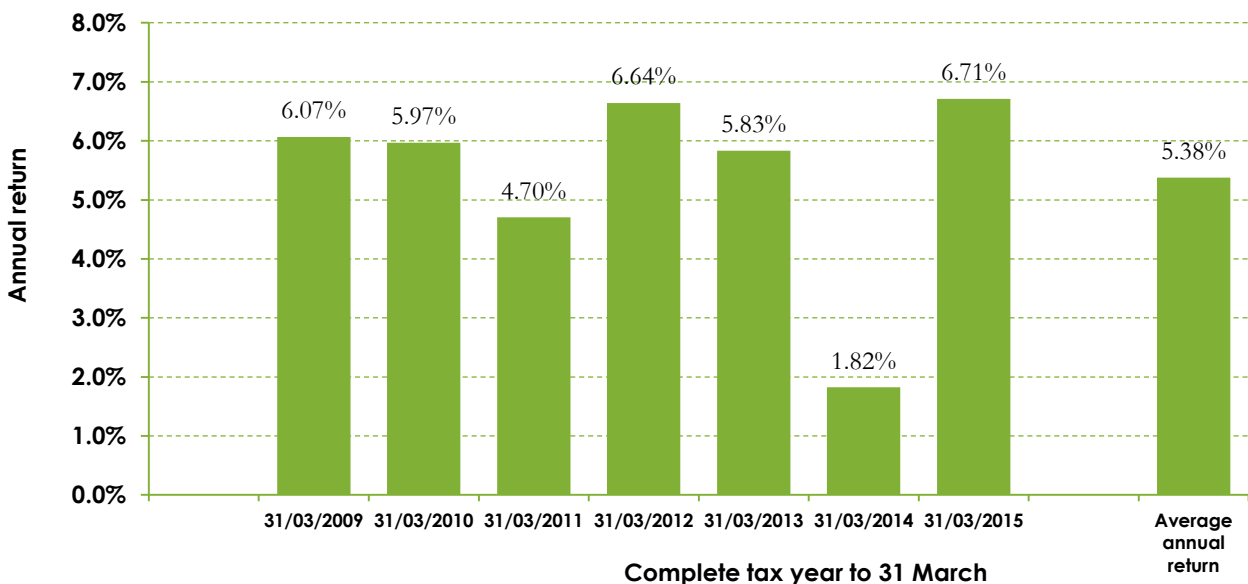
Total value of the fund:	\$0
Number of members in the fund:	0
Date the fund started:	1 October 2007

How has the fund performed?

	Past five years	Past year
Annual return: (after deductions for fund fees and tax ¹)	5.13%	6.71%

How has the fund performed in the past?

This shows the return after fund fees and taxes for each tax year since the fund started and the **average annual return**⁴ since the fund started. It's important to note that this does not tell you how the fund will perform in the future.



SuperLife: AIM First Home & AIM Future Fund

What fees were members charged?

The returns above are after deductions for **fund fees**². Over the past year these were:

Total fund fees:	0.63% of members' investments
<i>Which are made up of:</i>	
Annual management fee:	0.57%
Performance-based fees:	0.00%
Other fees and costs:	0.06%

Members were also charged **membership fees**³ of \$33 over the year.

Members may also be charged fees for specific actions or decisions (e.g. transferring to another KiwiSaver scheme). See http://www.SuperLife.co.nz/documents/kiwisaver_fees.pdf for more information about these fees.

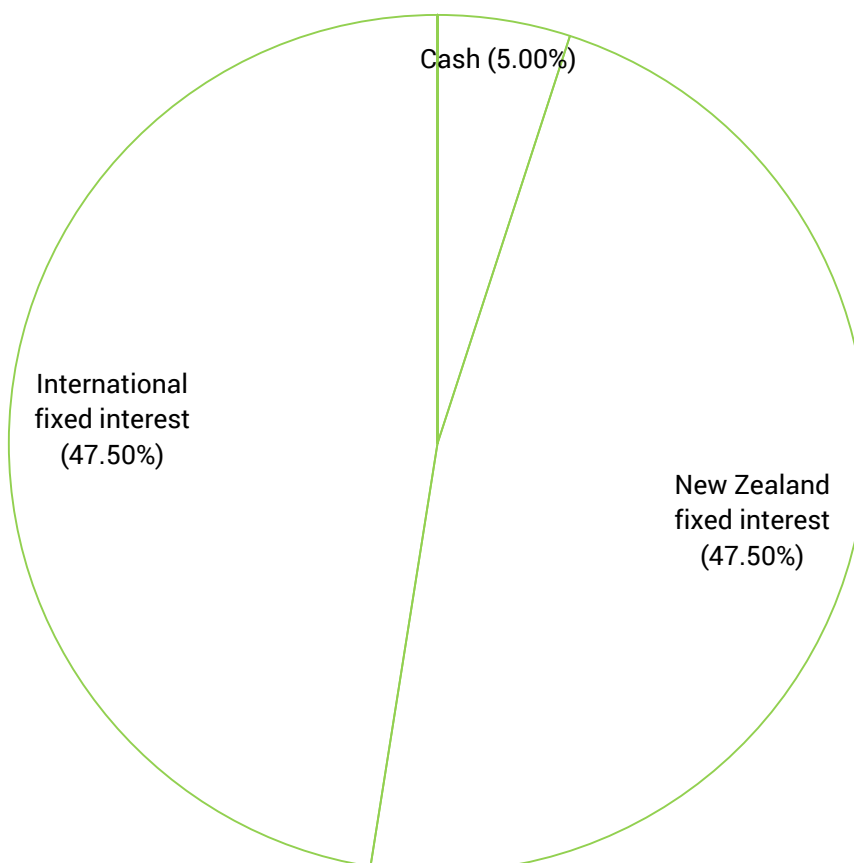
Example of how this applies to a member

Michael had \$10,000 in the fund at the start of the year and did not make any further contributions. At the end of the year, Michael received a return after fund fees and taxes were deducted of \$670.00 (that's 6.70% of his initial \$10,000). Michael also paid \$33.00 in membership fees. This gives Michael a total return of \$637.00 for the year.

What does the fund invest in?

Actual investment mix

This shows the types of assets that the fund invests in.



SuperLife: AIM First Home & AIM Future Fund

Target investment mix

This shows the mix of assets that the fund generally intends to invest in.

Cash and cash equivalents	70.00%
New Zealand fixed interest	15.00%
International fixed interest	15.00%
Australasian equities	0.00%
International equities	0.00%
Listed property	0.00%
Unlisted property	0.00%
Other	0.00%

Top ten investments

	Name	Percentage of fund net assets	Type	Country	Credit rating (if applicable)
1	NZ Bonds Pool	47.50%	New Zealand fixed interest	New Zealand	n/a
2	Overseas Non-government Bonds Pool	47.50%	International fixed interest	New Zealand	n/a
3	Cash Pool	5.00%	Cash and cash equivalents	New Zealand	n/a
4					
5					
6					
7					
8					
9					
10					

The top 10 investments make up 100.00% of the fund.

Key personnel

This shows the directors and employees who have the most influence on the investment decisions of the fund.

Name	Current position	Time in current position	Previous or other positions	Time in previous or other position
Michael Chamberlain	Director, Investments	17 years 0 months		
Owen Nash	Director, Investment Committee	14 years 0 months		
John O'Reilly	GM, Investment Operations	6 years 8 months		
Ryan Gillanders	Investment Analyst	6 years 9 months		
Anna Ong	Finance Accountant	4 years 4 months		



SuperLife: AIM First Home & AIM Future Fund

Further information:

Electronic disclosure of this information

Most of the information contained in this statement, including some additional information, is available in a spreadsheet at www.superlife.co.nz/data_files/ADS/2015_Mar/AIM_First_Home_AIM_Future_data.xls.

Notes


- ¹ Returns in this statement are after tax at the highest prescribed investor rate (PIR) of tax for an individual New Zealand resident. Your tax rate may be lower.
- ² Fund fees are fees charged as a percentage of a member's interest in the fund (i.e. as a percentage of their KiwiSaver Account balance).
- ³ Membership fees are the fixed dollar charges for membership in the KiwiSaver scheme. It is deducted at \$2.75 a month from your KiwiSaver Account. If you invest in more than one fund of SuperLife, only one administration fee is deducted.
- ⁴ The average annual return is the average return since the start of the fund. It therefore includes the period prior to the completion of the first complete tax year. It is not the average of the bars shown in the graph.

Manager's certificate

On behalf of SuperLife Limited, as the manager of the KiwiSaver scheme known as SuperLife (KSS 10022), we state:

1. This disclosure statement has been prepared for the purposes of the KiwiSaver (Periodic Disclosure) Regulations 2013 ("**Regulations**");
2. To the best of our knowledge after making reasonable enquiry, all information required by the Regulations has been disclosed in accordance with these Regulations and the information presented is accurate;
3. This disclosure statement does not contain any statement that is likely to deceive or mislead with regard to any particular that would be material to an offer of an interest in SuperLife.


Michael Chamberlain, Director


Owen Nash, Director

1 May 2015
Date

Annual Disclosure Statement for 1 April 2014 to 31 March 2015 SuperLife

the D fund

What is the purpose of this statement?

This statement provides key information about the SuperLife the D fund. It tells you how the fund has performed and what fees it charged, and will help you to compare it with other funds. We prepared this statement in accordance with the KiwiSaver (Periodic Disclosure) Regulations 2013. This information is not audited and may be updated.

Description of the fund

The fund is equivalent to the government-defined default-KiwiSaver-provider default option and has 15% to 25% of its assets in the property and share Pools and 75% to 85% in the cash and bond Pools. Decisions are based on our view of the investment and economic outlook of the different sectors, on a 1 to 3 year time horizon and returns should be measured over a 3 to 5 year period.

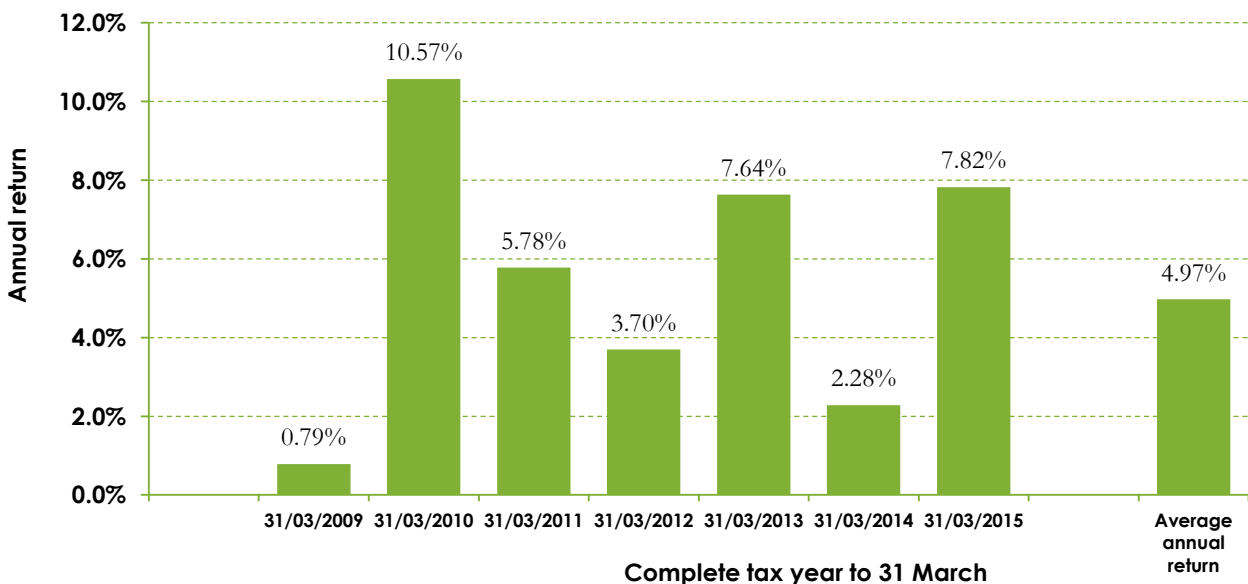
Total value of the fund:	\$0
Number of members in the fund:	0
Date the fund started:	1 October 2007

How has the fund performed?

	Past five years	Past year
Annual return: (after deductions for fund fees and tax ¹)	5.42%	7.82%

How has the fund performed in the past?

This shows the return after fund fees and taxes for each tax year since the fund started and the **average annual return**⁴ since the fund started. It's important to note that this does not tell you how the fund will perform in the future.



SuperLife: the D fund

What fees were members charged?

The returns above are after deductions for **fund fees**². Over the past year these were:

Total fund fees: ⁵	0.65% of members' investments
<i>Which are made up of:</i>	
Annual management fee:	0.59%
Performance-based fees:	0.00%
Other fees and costs:	0.06%

Members were also charged **membership fees**³ of \$33 over the year.

Members may also be charged fees for specific actions or decisions (e.g. transferring to another KiwiSaver scheme). See http://www.SuperLife.co.nz/documents/kiwisaver_fees.pdf for more information about these fees.

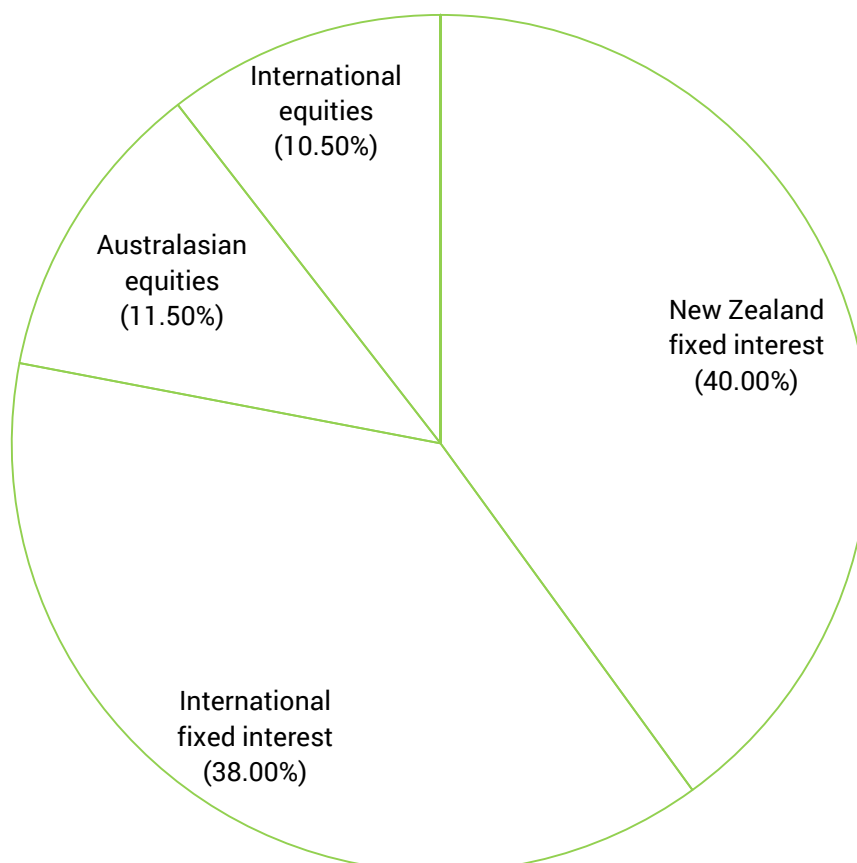
Example of how this applies to a member

Michael had \$10,000 in the fund at the start of the year and did not make any further contributions. At the end of the year, Michael received a return after fund fees and taxes were deducted of \$781.00 (that's 7.81% of his initial \$10,000). Michael also paid \$33.00 in membership fees. This gives Michael a total return of \$748.00 for the year.

What does the fund invest in?

Actual investment mix

This shows the types of assets that the fund invests in.



SuperLife: the D fund

Target investment mix

This shows the mix of assets that the fund generally intends to invest in.

Cash and cash equivalents	0.00%
New Zealand fixed interest	40.00%
International fixed interest	40.00%
Australasian equities	7.00%
International equities	10.00%
Listed property	3.00%
Unlisted property	0.00%
Other	0.00%

Top ten investments

	Name	Percentage of fund net assets	Type	Country	Credit rating (if applicable)
1	NZ Bonds Pool	40.00%	New Zealand fixed interest	New Zealand	n/a
2	Overseas Non-government Bonds Pool	38.00%	International fixed interest	New Zealand	n/a
3	Australian Shares Pool	6.50%	Australasian shares	New Zealand	n/a
4	New Zealand Shares Pool	5.00%	Australasian shares	New Zealand	n/a
5	Overseas Shares Currency Hedged Pool	4.50%	International shares	New Zealand	n/a
6	Emerging Markets Pool	4.00%	International shares	New Zealand	n/a
7	Overseas Shares (Unhedged) Pool	2.00%	International shares	New Zealand	n/a
8					
9					
10					

The top 10 investments make up 100.00% of the fund.

Key personnel

This shows the directors and employees who have the most influence on the investment decisions of the fund.

Name	Current position	Time in current position	Previous or other positions	Time in previous or other position
Michael Chamberlain	Director, Investments	17 years 0 months		
Owen Nash	Director, Investment Committee	14 years 0 months		
John O'Reilly	GM, Investment Operations	6 years 8 months		
Ryan Gillanders	Investment Analyst	6 years 9 months		
Anna Ong	Finance Accountant	4 years 4 months		

SuperLife: the D fund

Further information:

Electronic disclosure of this information

Most of the information contained in this statement, including some additional information, is available in a spreadsheet at www.superlife.co.nz/data_files/ADS/2015_Mar/D_fund_data.xls.

Notes


- ¹ Returns in this statement are after tax at the highest prescribed investor rate (PIR) of tax for an individual New Zealand resident. Your tax rate may be lower.
- ² Fund fees are fees charged as a percentage of a member's interest in the fund (i.e. as a percentage of their KiwiSaver Account balance).
- ³ Membership fees are the fixed dollar charges for membership in the KiwiSaver scheme. It is deducted at \$2.75 a month from your KiwiSaver Account. If you invest in more than one fund of SuperLife, only one administration fee is deducted.
- ⁴ The average annual return is the average return since the start of the fund. It therefore includes the period prior to the completion of the first complete tax year. It is not the average of the bars shown in the graph.

Manager's certificate

On behalf of SuperLife Limited, as the manager of the KiwiSaver scheme known as SuperLife (KSS 10022), we state:

1. This disclosure statement has been prepared for the purposes of the KiwiSaver (Periodic Disclosure) Regulations 2013 ("**Regulations**");
2. To the best of our knowledge after making reasonable enquiry, all information required by the Regulations has been disclosed in accordance with these Regulations and the information presented is accurate;
3. This disclosure statement does not contain any statement that is likely to deceive or mislead with regard to any particular that would be material to an offer of an interest in SuperLife.


Michael Chamberlain, Director


Owen Nash, Director

1 May 2015
Date



SUPERLIFE

a Member of the NZX Group